







# Marine biological responses to abrupt climate change in deep time

Wolfgang Kiessling<sup>1</sup> , Carl J. Reddin<sup>2</sup> , Elizabeth M. Dowding<sup>1</sup> ,  
Danijela Dimitrijević<sup>1</sup> , Nussaibah B. Raja<sup>1</sup>  and Ádám T. Kocsis<sup>1</sup> 

<sup>1</sup>GeoZentrum Nordbayern, Friedrich-Alexander Universität Erlangen-Nürnberg, 91054 Erlangen, Germany

<sup>2</sup>Integrative Ecophysiology Department, Alfred-Wegener-Institut Helmholtz Centre for Polar & Marine Research, 27570 Bremerhaven, Germany

## Invited Article

**Cite this article:** Kiessling, W., C. J. Reddin, E. M. Dowding, D. Dimitrijević, N. B. Raja, and Á. T. Kocsis (2025). Marine biological responses to abrupt climate change in deep time. *Paleobiology* 51, 97–111. <https://doi.org/10.1017/pab.2024.20>

Received: 13 February 2024

Revised: 28 May 2024

Accepted: 11 June 2024

### Corresponding author:

Wolfgang Kiessling;

Email: [wolfgang.kiessling@fau.de](mailto:wolfgang.kiessling@fau.de)

## Non-technical Summary

Paleobiology can offer diverse insights into how climate change has affected past species and ecosystems. Timely and important areas of research focus on the potential of paleobiology to contribute to solutions for climate impacts on natural ecosystems. But how far can past responses to abrupt climate change be generalized to derive predictions for the modern and future worlds? The long timescales over which biological responses are observed in the deep-time past hamper the applicability of paleontological observations, but by how much? To address these questions, we review paleontological evidence for the impacts of geologically rapid climatic change. Fruitful avenues for future research lie in (1) characterizing the relationship between the magnitude of warming and extinction toll, (2) using physiology to bridge time-scales, and (3) assessing the role of long-term climate history to predict the impact of short-term climate change. Identifying how consistent and robust paleontological signals are across time-scales will help to make deep-time observations more useful for the modern world.

## Abstract

Ancient changes in the biosphere, from organismic traits to wholesale ecosystem changes, can be aligned with climate forcing across the Phanerozoic. Clear examples of abrupt climate warming causing biodiversity crises are primarily found between the Permian and Paleogene periods. During these times, catastrophic events occurred, resembling the extreme climate scenarios projected for the near future. The paleobiologic literature around these events generally supports the hypothesis that abrupt climate change was a dominant trigger of extinction and/or ecological crisis. When climate change and climate history are considered, virtually all post-Paleozoic global biotic events can be confidently attributed to climatic change, with abrupt warming (hyperthermal events) leaving the most consistent fingerprint. The combined stress of deoxygenation and warming are sufficient to explain marine extinction patterns across most hyperthermal events. Although ocean acidification may have contributed, the direct role of pH on the extinction toll of organisms is not consistently demonstrated. Future research can enhance the correspondence between the magnitudes of climatic changes and their biological impacts, even though observed rates of change cannot currently be compared across different timescales. Mimicking multi-scale approaches in modern ecology, paleontological approaches to climate impact research will benefit from specifically targeting scaling relationships.

## Introduction

We are in the midst of a coupled climate and biodiversity crisis that affects human society at a global scale (Pörtner et al. 2023). By describing how climate and biodiversity interacted in the geological past, paleobiology can provide essential information for our potential future. As the fossil record largely predates human influence, paleobiology can identify conservation-relevant patterns on the impact of climate change on species and ecosystems (Kiessling et al. 2023). In this review, we delve into research challenges and explore how a well-informed road map can effectively overcome them.

Throughout Earth's history, climate has fluctuated between icehouse and greenhouse intervals largely due to plate tectonics controlling the nature and amount of greenhouse gases in the atmosphere (Müller et al. 2022) as well as the distribution of heat governed by continental configuration. The profound impact that climate change can have on the biosphere is best seen in geologically rapid events of mean temperature change. While modern observations of climate impacts on the biosphere are dominantly focused on the often more easily observed terrestrial patterns, the marine fossil record is much richer and arguably more complete. Given that our current understanding of mass extinctions is primarily based upon time series of extinction magnitude derived from marine fossils (Raup and Sepkoski 1982; Marshall 2023), we here

© The Author(s), 2024. Published by Cambridge University Press on behalf of Paleontological Society. This is an Open Access article, distributed under the terms of the Creative Commons Attribution licence (<http://creativecommons.org/licenses/by/4.0/>), which permits unrestricted re-use, distribution and reproduction, provided the original article is properly cited.

**PALEOBIOLOGY**  
A PUBLICATION OF THE  
 PALEONTOLOGICAL SOCIETY

 **CAMBRIDGE**  
UNIVERSITY PRESS

emphasize marine biological responses in the pre-Pleistocene (deep-time) fossil record. In this context, we review the evidence for past marine biological responses to climate change and identify the most promising routes of research for assessing and mitigating the ecological impacts of current and future climate change.

Current ecological impacts of climate warming are already ubiquitous, ranging from phenology (the seasonal timing of biological events) and range shifts, to changes in community structure, biodiversity, growth, and (local) extinctions (Poloczanska *et al.* 2016; Cooley *et al.* 2022; Parmesan *et al.* 2022). Changes in phenology and geographic ranges are the most obvious ecological responses to current warming, with phenology advancing  $4.4 \pm 1.1$  days per decade and expansion of the poleward range edges averaging  $72 \pm 13.5$  km per decade in marine habitats (Poloczanska *et al.* 2013). However, not all ecological responses are traceable in the fossil record (Table 1), and those that are observable face the issue of causal attribution. Confirming that observed fossil biotic changes are indeed attributable to climate change is sometimes challenging, as there are often other coincidental stressors. Examples include poisoning (Vandenbroucke *et al.* 2015; Broadley *et al.* 2018; Rakociński *et al.* 2020), UV radiation (Liu *et al.* 2023), or shutdown of photosynthesis due to global darkness (Bond and Grasby 2017). By looking at pre-human worlds, we gain a signal of natural environmental stressors and avoid obstacles that confront the modern climate impact research due to mismatches in the scale of human climate forcing and the observed biological impacts (Parmesan *et al.* 2011). Moreover, the extensive timescale of paleontological observations can provide deeper insights than modern observations into the long-term ecological and evolutionary impacts of climate change.

The long timescales that deep-time paleontological data capture also pose challenges, particularly for application to conservation biology (Kiessling *et al.* 2019). In many cases, we still lack a clear perspective on the importance of scale for assessing climate impacts. There is a rich literature on spatial scale dependency in ecological patterns (e.g., Chase and Leibold 2002; Keil *et al.* 2018; Chase *et al.* 2019; Gonzalez *et al.* 2020; Huang *et al.* 2021), but much less is known about the role of temporal scale and the interaction between the two. In our context, scale dependency relates to the degree to which biological climate responses are dependent upon the time span of observation. A good example for temporal scale dependency is rate of change, wherein rates of change exhibit a power-law relationship with the time span of observation (Kemp *et al.* 2015; Gingerich 2021) such that any meaningful comparison of rates of change between the modern and deep time is prevented. For other variables, the scale dependency is less clear. For example, how well is the rank order of modern climate sensitivities among clades and ecosystems reflected in differential extinction rates in the past? To what extent does the sensitivity of reef corals to current climate change-induced heat waves (Gardner *et al.* 2019) correspond to increased extinction risks during ancient climate warming events? To what extent does the sensitivity of reef corals to current climate change-induced heat waves scale up to increased extinction risk at ancient climate warming events?

Here we summarize the evidence that geologically abrupt climatic changes were a dominant driver of biotic responses, and we propose research routes to reveal the impacts of deep-time climatic changes on the biosphere. We argue that our efforts will be most effective when focused on overcoming the challenges of variable spatiotemporal resolution. We highlight that promising

routes are through quantifying commonalities in terms of vulnerabilities and magnitudes of change.

### The Deadly Trio

Bijma *et al.* (2013) coined the term “deadly trio” to emphasize the combined impact of warming, ocean acidification, and deoxygenation on marine ecosystems under current climate change. Each member of the deadly trio effects a range of outcomes dependent on environment, ecology, and latitude, but their strong influence on physiology means impacts tend to be interactive.

Temperature is a major driver of physiological processes (Clarke and Pörtner 2010), but oxygen supply and demand and their interactions with temperature are also crucial (Sampaio *et al.* 2021), governing metabolism and thermal tolerance (Vaquer-Sunyer and Duarte 2011; Reddin *et al.* 2020b). The fluctuating nature of the “oxyscape” (oxygen landscape) is thought to be a key driver of animal physiology (Fusi *et al.* 2023). The synergy of oxygen and temperature has far greater impacts in experiments than any other combination of temperature, oxygen, salinity, and pH (Reddin *et al.* 2020b).

Ocean acidification and other direct impacts of raised seawater CO<sub>2</sub> have received considerable research attention in the last two decades (Kroeker *et al.* 2013; Allison *et al.* 2021), including the evaluation of deep-time impacts on marine life (Kiessling and Simpson 2011; Harper *et al.* 2020; Chen *et al.* 2023). However, the impact of ocean acidification on marine life is much less consistent than often assumed (Sampaio *et al.* 2021), perhaps because pH-upregulating mechanisms exist even for relatively simple organisms such as corals (McCulloch *et al.* 2012). Although evidence for ocean acidification in the end-Permian extinction has been presented (Jurikova *et al.* 2020; Li *et al.* 2023), the evidence for biological impacts is meager (Foster *et al.* 2022). On longer timescales (longer than 10,000 to 100,000 yr), seawater, seafloor carbonate sediments, and weathering on land buffer the effect of CO<sub>2</sub> on pH and can even increase the seawater supersaturation of calcium carbonate (Hönisch *et al.* 2012). Consequently, though local and short-term impacts of ocean acidification can be severe, the translation of these into observable deep-time impacts requires confirmation.

The great importance of deoxygenation in ancient biotic events is no surprise to deep-time paleobiologists, as virtually all global-scale biological events in the geological past were associated with anoxia or even euxinia (Harnik *et al.* 2012; Bond and Grasby 2017) (Table 2). Black shales have been noted as a hallmark of Cretaceous events long before there was a broad scientific discussion of climate change (Schlanger and Jenkyns 1976). However, although anoxia and euxinia are facilitated by climate warming, they have numerous alternative drivers. For example, the Late Devonian events are marked by anoxia, which was likely governed by nutrient mobilization from the evolving forest ecosystems (Algeo and Scheckler 1998; Qie *et al.* 2023).

### Tracing Rapid Climatic Changes in Geological Time

Tracing past climatic changes with confidence is foundational to the study of their biotic impacts. Despite their shortcomings, geochemical proxies such as stable oxygen isotopes are still our main source of empirical evidence for long-term and short-term climatic changes. Such studies have been crucial to assess the magnitude of climate change across past hyperthermal events

**Table 1.** Biologic responses to climate change, present and past. “Present evidence” column uses confidence levels as given in the IPCC WGII Sixth Assessment Report for observed evidence in modern systems (IPCC 2022). The level of confidence is expressed using five qualifiers (“very low,” “low,” “medium,” “high,” and “very high”) and synthesizes the IPCC authors’ judgments about the validity of findings as determined through evaluation of evidence and agreement in the literature. “Paleo evidence” uses the same framework based on the references cited in this review.

Type of response	Present evidence	Paleo evidence	Problems	Opportunities
Phenology	Ubiquitous phenology shifts to earlier in spring and later in fall [ <i>very high confidence</i> ].	None.	Phenology not observed in the fossil record.	Not apparent.
Latitudinal range shift	Ubiquitous poleward range shifts [ <i>high confidence</i> ]. Projections of distribution models. Habitat loss, population declines [ <i>high confidence</i> ]. Emergence of novel communities [ <i>medium confidence</i> ].	Poleward range shifts of selected taxa observed after some warming events [ <i>high confidence</i> ]. Proxy of aggregated shifts from sampling expectations [ <i>medium confidence</i> ].	Range shifts are very sensitive to sampling biases and timescales.	Numerous. Identify well-sampled paleontological regions for testing (e.g., longitudinally constrained shelf areas). Simulations for theoretical considerations of detection.
Bathymetric shift	Rarely observed in oceans [ <i>low confidence, low agreement</i> ].	<i>Low confidence</i> of bathymetric depth migrations.	Overprinted by sea level-induced facies shifts.	Few. Statistical assessment of above vs. below storm wave base.
Growth, body size	Reduced growth and adult body sizes of some species [ <i>medium confidence</i> ].	Lilliput effect observed across multiple biotic events [ <i>medium confidence</i> ].	Reduced growth and body size often have non-climatic drivers.	Numerous. Difficult to extract unique temperature signal.
Extinction magnitude	No global extinction in marine environments attributed to climate change yet; numerous local extinctions [ <i>medium confidence</i> ].	At least two mass extinctions and several other extinction crises triggered by hyperthermal events [ <i>high confidence</i> ].	Timing (e.g., backward smearing of extinctions), geographic sampling biases.	Numerous. Can extinction magnitude be predicted from warming and deoxygenation?
Differential vulnerability	Experimental responses, relative rates of abundance and distribution loss [ <i>high confidence</i> ].	Change in extinction selectivity from background selectivity [ <i>medium confidence</i> ].	Differential preservation, same as for extinction magnitude.	Numerous. Need better control for sampling. Understanding drivers of between- vs. within-group differences.
Ecosystems	Kelp forest and coral reef mass mortalities from marine heat waves [ <i>very high confidence</i> ]. Shifts in community composition [ <i>very high confidence</i> ]. Oceanic “dead zones” [ <i>very high confidence</i> ].	Coral reefs collapsed in hyperthermal events and were rare in warm intervals [ <i>very high confidence</i> ]. Black shales, absence of bioturbation [ <i>high confidence</i> ].	Composition shifts are sensitive to sea level-induced facies shifts and sedimentation rates.	Numerous, but mostly for reefs. Focus on well-sampled taxa and basins, control for facies shifts.
Cascading effects	Rearrangement of marine food webs [ <i>medium to high confidence, depending on ecosystem</i> ]. Loss of ecosystem engineers (see kelp forests and coral reefs); Trophic amplification [ <i>medium confidence</i> ].	Sometimes hypothesized, limited evidence. Change in extinction selectivity trends of inhabitants of biotic habitat [ <i>medium confidence</i> ]. Often little-to-no response of predators [ <i>low confidence</i> ].	How to demonstrate specific link to climate? Ecosystems evolve. Separating influence of clade (and other traits) from trophic position.	Unknown. Need means of consistent quantification over changing preservational scenarios. Quantify influence of evolution. Control trophic position for other traits.

**Table 2.** Evidence of climate-related stressors across major biotic turnover events. Traditional “big five” mass extinctions are highlighted in bold. Underlined indicates evidence not yet provided in Harnik *et al.* (2012). References are listed in Supplementary Table 1. OAE, oceanic anoxic event.

Event	Warming	Deoxygenation	Acidification and hypercapnia	Confidence for attribution to climate change
Sinsk (early Cambrian)	<u>No</u>	<u>Yes</u>	<u>No</u>	Low
<b>Hirnantian</b>	<b><u>Some</u></b>	<b><u>Yes</u></b>	<b>No</b>	<b>High (mostly referring to cooling)</b>
<b>Kellwasser</b>	<b>No</b>	<b>Yes</b>	<b>No</b>	<b>Low (cooling rather than warming and not main cause)</b>
Hangenberg	<u>No</u>	<u>Yes</u>	<u>No</u>	Low
End-Guadalupian	<u>Some</u>	<u>Yes</u>	<u>No</u>	Medium (but unclear if cooling or warming)
<b>End-Permian</b>	<b>Yes</b>	<b>Yes</b>	<b>Yes</b>	<b>High</b>
<b>End-Triassic</b>	<b>Yes</b>	<b><u>Yes</u></b>	<b>Yes</b>	<b>High</b>
Toarcian	Yes	Yes	Yes	High
OAE 1 (Aptian)	<u>Yes</u>	Yes	Yes	High
OAE 2 (Cenomanian–Turonian)	<u>Yes</u>	Yes	Yes	High
<b>K-Pg</b>	<b><u>Some (but after extinctions)</u></b>	<b><u>Some (but after extinctions)</u></b>	<b>Yes</b>	<b>High (impact winter)</b>
PETM	Yes	<u>Yes (but limited extent)</u>	Yes	High
Eocene–Oligocene	No	No	No	Medium (likely cooling)

(e.g., Ruhl *et al.* 2011; Joachimski *et al.* 2012, 2020; Frieling *et al.* 2017; Gliwa *et al.* 2022; Tierney *et al.* 2022).

Paleoclimate models are another way of tracing climatic changes over time. Previous models focused on particular snapshot intervals such as the end-Cretaceous (Brugger *et al.* 2017) or the Permian/Triassic boundary (Winguth *et al.* 2012, 2015). A full suite of paleoclimate models across all Phanerozoic stages was first accomplished by Valdes *et al.* (2021), and these are useful in providing a background against which geologically rapid climatic changes can be identified (Kiessling *et al.* 2023) (Fig. 1). However, paleoclimate models still have issues to reliably capture some attributes of past climates such as equable latitudinal climate gradients during hothouse climates (Sagoo *et al.* 2013) and more local features of epeiric seas (Judd *et al.* 2020). Another challenge for current climate models is the observation that climate sensitivity, the increase of surface temperature when atmospheric CO<sub>2</sub> concentrations double, is far higher when greenhouse gas concentrations are already high (Tierney *et al.* 2022).

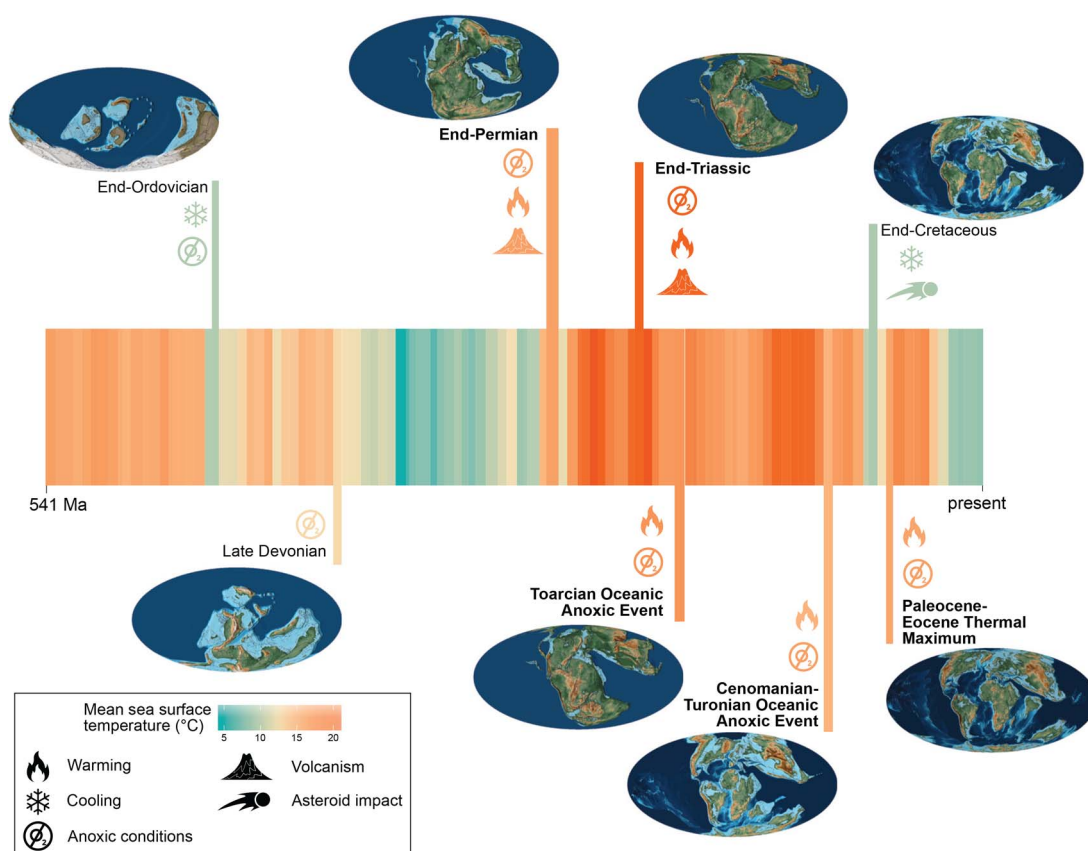
In the face of “unknown unknowns” it is thus best to refer to proxy data for identifying ancient episodes of rapid climate change (Foster *et al.* 2018). Such data clearly identify six hyperthermal events over the last 300 Myr that are characterized by rapid warming, deoxygenation of oceanic water, and an intensified hydrological cycle, with increased continental erosion and negative carbon isotope excursions indicating the injection of isotopically light carbon (Foster *et al.* 2018). “Rapid” refers to both onset and duration but, importantly, is relative to geological time-scales, where it can mean over tens to hundreds of thousands of years. Here, we refer to geologically rapid onset as occurring in less than 500 kyr. Besides these well-known hyperthermals, there are also other episodes of rapid climatic changes, including cooling events (Fig. 1). Some of these cooling events were associated with mass extinctions (end-Ordovician, Late Devonian, end-Cretaceous), and in the case of the end-Ordovician

(Finnegan *et al.* 2012) and end-Cretaceous mass extinctions (Brugger *et al.* 2017), cooling is thought to have been a primary trigger.

Among the six hyperthermal events identified in the last 300 Myr, two are exceptionally well studied: the Paleocene–Eocene thermal maximum (PETM) and the end-Permian mass extinction (EPME). These two hyperthermals showcase how similar triggers may result in vastly different responses. Both hyperthermals are thought to have been triggered by the rapid injection of greenhouse gases into the atmosphere, leading to profound warming and a global disturbance of the carbon cycle (Zachos *et al.* 2008; Cui *et al.* 2021). Yet, while the EPME (~252 Ma) was the most severe mass extinction of the Phanerozoic, extinction tolls across the PETM were conspicuously low (Kocsis *et al.* 2019). Several options are available to explain the differences, ranging from the varying magnitude and rates of warming, to the different climate history, continental configuration, and buffering capacity of the Permian and Paleocene Earth systems. One immediate observation is the transient nature of the warming in the PETM (duration ca. 170 kyr; Röhl *et al.* 2007), whereas the Permian–Triassic warming lasted millions of years (Sun *et al.* 2012). Explaining any vastly different outcomes of superficially similar hyperthermals is mandatory for paleobiologists aiming to contribute to current threats of biodiversity from climate change.

There is an apparent paucity of hyperthermal events in the earlier Paleozoic. Warming might have been involved in the end-Ordovician and Late Devonian mass extinctions, but they do not match Foster *et al.*’s (2018) definition of hyperthermals. Although the role of warming is increasingly being acknowledged in the end-Ordovician mass extinction (e.g., Bond and Grasby 2020), this warming was just a deglaciation of the Hirnantian glaciation, and cooling is still seen as the major trigger of the extinction (Saupe *et al.* 2020). Similarly, the Late Devonian Kellwasser crisis was associated with a transient cooling episode interrupting





**Figure 1.** Climatic context of well-documented hyperthermal events across the Phanerozoic. Five extinction events (end-Ordovician, Late Devonian, end-Permian, end-Triassic, end-Cretaceous) plus three hyperthermals (Toarcian, Cenomanian–Turonian, Paleocene–Eocene thermal maximum [PETM]). Hyperthermal events are in bold. The climate stripes are based on mean global temperatures from climate models per stage (Valdes et al. 2021), and the paleogeographic reconstructions are from Scotese (2016). Symbols refer to hypothesized ultimate (volcanism, impact) and proximate drivers (cooling, warming, deoxygenation) of extinctions.

a longer-term warming trend (Huang et al. 2018). All major and minor events in the Paleozoic were associated with positive rather than negative excursions in stable carbon isotopes, which rules them out as hyperthermals *sensu* Foster et al. (2018). In spite of the lack of true-to-definition hyperthermal events, animals in the early Paleozoic are deemed to have been intrinsically prone to extinction because seawater temperatures were higher and continental configuration limited species' geographic ranges (Pohl et al. 2023).

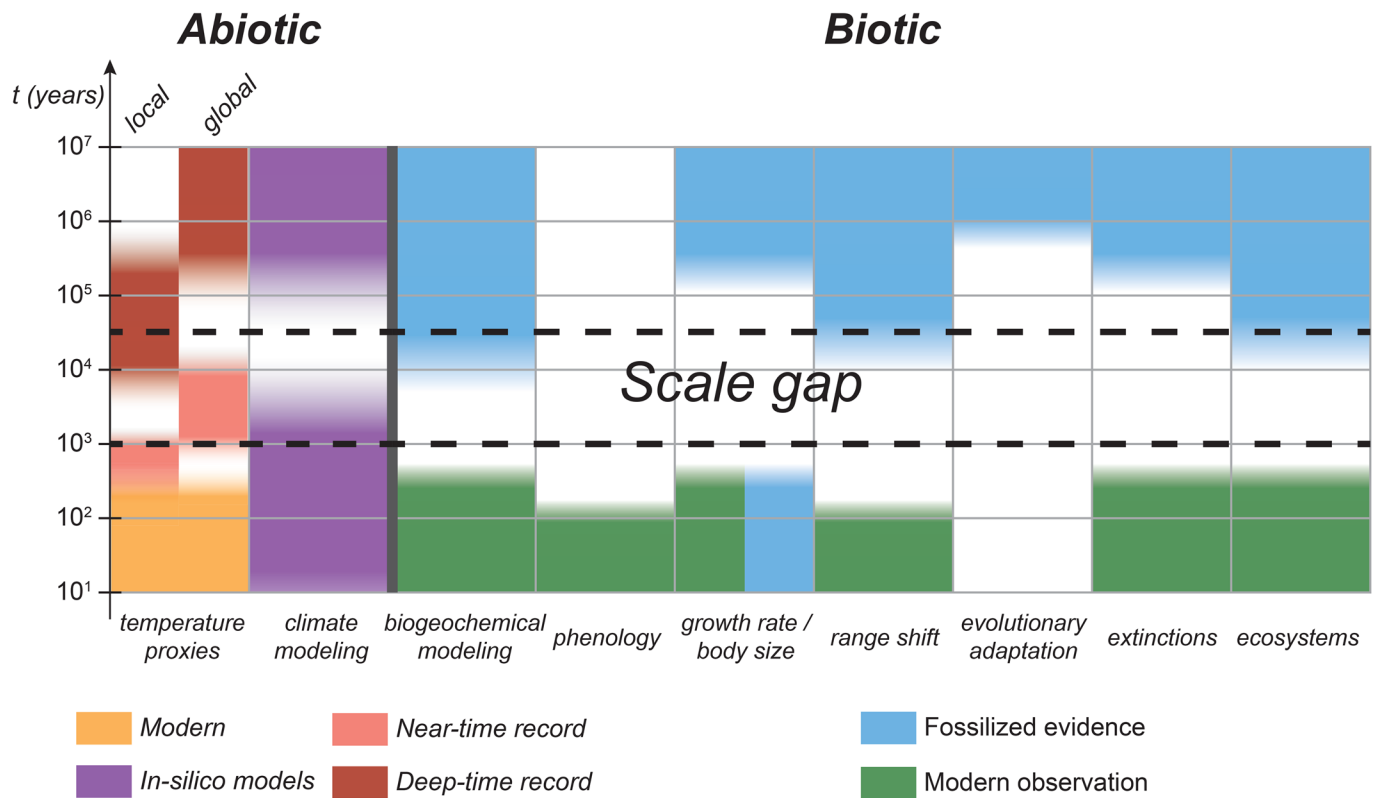
### Tracing Biological Impacts in Geological Time

Although deep-time observations are necessarily on much longer timescales than modern or historical records (Fig. 2), this is not automatically an issue if biotic responses are universal and timescale invariant, that is, the response is similar regardless of temporal resolution and extent. For example, timescale invariance is suggested if marine extinction risk of evolutionary lineages matches the rank order of performance loss of individuals due to abiotic stressors within these lineages (Reddin et al. 2020b). Metabolic theory is commonly put forward to explain scale invariance. Particularly, the theory of oxygen and capacity limited thermal tolerance (OCLTT) may be applicable across organismic and evolutionary scales (Pörtner 2012; Pörtner and Gutt 2016; Pörtner et al. 2017). The OCLTT theory posits that molecular to whole-animal mechanisms dictate the thermal constraints on

the capacity for oxygen supply to the organism in relation to oxygen demand. The synergistic effects described by OCLTT decrease individuals' performance, which scales up over time to the vulnerability of populations and ultimately drives the species to extinction under profound climate change. OCLTT is also put forward to explain range shifts (Pörtner 2021), the dwarfing of evolutionary lineages and marine communities under climate change (Calosi et al. 2019), and even environmental origins of Ediacaran biota (Boag et al. 2018).

To the contrary, when factors are biologically important only in local areas and on short timescales but not directly increasing extinction risk, they are instead scale variant, probably due to emergent properties in a complex system (Congreve et al. 2017). Biotic interactions, for example, may be crucial to explain biodiversity changes at local scales and perhaps for some macroevolutionary patterns (Liow and Quental 2024), but they are unlikely to explain the near-simultaneous extinction of many species across clades (Congreve et al. 2017).

The degree to which biotic responses depend on particular timescales is perhaps the key question of paleontological climate impact research. Finding generalities of climate change responses, especially those that are scale invariant, will make paleontological results more relevant for the discussion of modern climate impacts. We already have a reasonable understanding of climate impacts on particular timescales (Fig. 1, Table 1), but there are still untapped opportunities for paleobiology to contribute to



**Figure 2.** Timescales over which climate impacts have been studied. Timescales of less than 1 year refer to laboratory studies and mostly refer to physiological experiments. Present-day and historical observations of climate impacts refer to timescales of  $10^0$  to  $10^2$  years, whereas everything coarser than that is near time ( $10^3$  to  $10^5$  years) or deep time ( $10^4$  years and greater) evidence. Key references are provided in Supplementary Table 2.

the field (Table 1). We briefly summarize some key paleontological evidence for the impacts of climate change on organisms, focusing on unique signals of hyperthermals.

### Changes of Life-History Traits

Life-history traits such as growth rate and mode of reproduction are commonly discussed in their capacity to predict climate change impacts (Foden et al. 2013; Pearson et al. 2014; MacLean and Beissinger 2017; Kubicek et al. 2019). Here, we seek traits that are directly affected by climate change. The scope of traits to predict biological impacts is discussed in subsequent sections. The most readily preserved traits are morphological.

The reduction of adult body size under current warming is already widespread in extant species (Daufresne et al. 2009; Gardner et al. 2011; Forster et al. 2012; Baudron et al. 2014; Calosi et al. 2019). Although size reductions may only be slightly more common than size increases as a response to warming (Audzijonyte et al. 2020), it is tempting to relate the widespread Lilliput effect in ancient taxa to climate warming (Piazza et al. 2019, 2020; Rita et al. 2019). Additionally, limited oxygen supply is expected in a warming ocean due to increased oxygen demand and decreased efficiency of oxygen delivery for organisms in warmer water (Chapelle and Peck 1999; Deutsch et al. 2011). In both the modern ocean (Audzijonyte et al. 2019; Verberk et al. 2021) and the paleontological record (Foster et al. 2019), limited oxygen supply is increasingly being recognized as a culprit of reduced body size in marine invertebrates. While this makes it hard to tease apart the explicit roles of temperature versus oxygen

in past crises, all hyperthermal events of the last 300 Myr are marked by a coincidence of warming and widespread anoxia. Given their synergistic impacts (see “The Deadly Trio”), a separation may only be worthwhile during hypothermal events.

While the aforementioned strong links between hyperthermals, seawater deoxygenation, and a reduction in body size exist, the pattern is not universal across the Phanerozoic. Complicating observations include an increase in the size of radiolarians across the PETM (Westacott et al. 2022) and no size change in ostracods over the end-Permian (Nätscher et al. 2023). In addition, a substantial Lilliput effect has also been noted in the absence of rapid warming, such as across the Cretaceous/Paleogene boundary, perhaps due to limited food supply (Smith and Jeffery 1998; Aberhan et al. 2007). We are thus still lacking evidence for the generality of any distinct intraspecific body-size signature of hyperthermal events.

Skeletal growth specifically of reef corals appears to be impaired by warming (Cantin et al. 2010). However, there is a complex connection between growth rate, skeletal density, and temperature (Brachert et al. 2013), which renders it difficult to find a direct connection between temperature change and growth rate in fossil materials. Calcification rates of fossil Cenozoic corals are mostly lower than those of modern reef corals, which could be attributed to warmer climates of the past but perhaps more plausibly to a lower aragonite saturation state (Brachert et al. 2020). Similarly, irregular growth bands in surviving corals of the end-Triassic mass extinction have been attributed to environmental stress, but not necessarily temperature (Kiessling et al. 2009). Modern studies supporting a thinning or change in the skeletal structure of bivalve shells (Mackenzie et al. 2014; Fitzner et al.

2018) have yet to be demonstrated in past hyperthermals. Again, a distinct climate signal in growth and skeletal attributes is lacking across past episodes of rapid climate change. Metabolic theory suggests that body-size changes may become more variable and partly dependent on dispersal ability with warming (Deutsch et al. 2022), which opens avenues for future research.

### Distribution Shifts

Poleward range shifts are among the clearest responses of current climate warming (Sunday et al. 2012; Pecl et al. 2017; Kumagai et al. 2018). Ranges shift rapidly, especially in the ocean (Poloczanska et al. 2013; Lenoir et al. 2020), and track climate velocities well (Pinsky et al. 2013, 2020), especially when considering dispersibility (Sunday et al. 2015). The rapid response of distributions to climate change challenges their detection in deep time (Yasuhara and Deutsch 2022). A short warming pulse such as the PETM likely leaves behind only limited numbers of fossils in higher latitudes, before subsequent cooling would shift ranges back equatorward. This would limit the chances of detecting transient range shifts in the fossil record. With this in mind, it is surprising that the PETM is especially rich in documented range shifts (Bowen et al. 2002; Wing et al. 2005), although well-documented marine examples are limited to microplankton (Speijer et al. 2012). Equatorward range shifts with cooling have also been recorded (Kelley and Raymond 1991), but there is only a single demonstration of latitudinal range shifts in accord with long-term temperature change across the Phanerozoic. This study (Reddin et al. 2018, 2020a), after correcting for sampling, found that range shifts roughly followed temperature changes derived from stable oxygen isotopes ever since the Ordovician.

Rather than tracing surviving taxa between time bins, quantifying latitudinal diversity gradients (LDG) may reveal the interplay between evolutionary dynamics and range shifts (Jablonski et al. 2006; Raja and Kiessling 2021). The observation of diversity peaks away from the tropics, especially during greenhouse intervals, is suggestive of a climate signal (Mannion et al. 2014; Brodie and Mannion 2023), as tropical temperatures often approached metazoan limits (Storch et al. 2014) and the optimal temperature for aquatic phyla is centered around 20°C (Boag et al. 2021; Costello et al. 2023). Overheated tropics seem to limit biodiversity due to both regional extirpations and raised relative extinction rates (Reddin et al. 2019). Latitudinal diversity shifts match well with range shifts on short timescales because here distributional changes alone, rather than speciation and extinction, are responsible for the LDG (Kiessling et al. 2012; Yasuhara et al. 2020; Chaudhary et al. 2021). The flat LDG in the aftermath of the EPME is a mixed signal of high tropical extinction and poleward range shifts (Song et al. 2020).

Besides poleward range shifts, depth migration might appear to be a promising route to escape the heat of shallow waters (Yasuhara and Deutsch 2023). Two factors limit migration of shallow-water species into greater water depths: (1) limited food supply in more light-limited, deeper settings and (2) limited oxygen availability in deeper waters approaching the oxygen minimum zone (Breitburg et al. 2018). Accordingly, modern depth shifts are more pronounced in midlatitudes (Chaikin and Belmaker 2023) and late Pleistocene to Holocene depth shifts have been observed in deep-sea ostracods for which the aforementioned limitations do not apply (Yasuhara et al. 2008). Perhaps due to the association of anoxia with ancient hyperthermal events,

patterns of fossil depth shifts are not documented across past hyperthermals.

### Extinction

Extinction is a defining theme for paleontology and perhaps the greatest asset of the discipline for deep-time climate impact research. Confirmed extinctions due to current climate change are rare (IPCC 2022). Although future projections using species distribution models reach 14–32% of macroscopic species within 50 yr under even intermediate warming scenarios (Wiens and Zelinka 2024), the scope of species distribution models to predict extinction risk is currently problematic (Zurell et al. 2023). The wealth of empirical evidence for climate-related extinction, properly scaled, provides a unique opportunity for paleontological data to validate such models and presumably the future under high warming scenarios.

For marine extinctions, the past drivers were likely the same deadly trio threatening modern marine life under climate change: warming, deoxygenation, and acidification (Payne and Clapham 2012). Groups that are most vulnerable to climate-related stressors on the timescale of days to weeks tend to have higher extinction rates, especially during hyperthermal events, than groups with greater resilience (Reddin et al. 2020b). Laboratory experiments suggest that synergies among stressors particularly pertain to combined warming and hypoxia, while other combinations of stressors such as warming and acidification do not lead to a greater effect size than individual stressors (Reddin et al. 2020b). Metabolic expectations combined with Earth system modeling also suggested that the combination of warming and deoxygenation can cause sufficient habitat loss to drive mass extinction (Deutsch et al. 2015; Penn et al. 2018).

Seeking life-history traits of raised vulnerability has a long history in paleobiology, particularly across major extinction events (e.g., Jablonski and Raup 1995; Aberhan and Baumiller 2003; Kiessling et al. 2007; Clapham and Payne 2011; Payne et al. 2016; Clapham 2017; Foster et al. 2023). However, there are few studies to assess the specific signal of climate change (Ezard et al. 2011; Woodhouse et al. 2023). Reddin et al. (2021) compared a large suite of traits alongside taxonomic patterns across the six hyperthermal events identified by Foster et al. (2018) and found that photosymbiosis, deposit feeding, having actively burrowing or swimming adult life stages, an affinity for reef habitat, or aragonitic relative to low-Mg calcite skeletal composition consistently enhanced the extinction vulnerability of marine genera. Vulnerability here was defined relative to the genus's background extinction selectivity (*sensu* Raup and Boyajian 1988). A meta-analysis showed that acidification responses of organisms in modern experiments were particularly severe for those with greater fossilization potential, suggesting that ancient acidification impacts should be particularly clear in the suite of organisms preserved as fossils (Reddin et al. 2020b). Surprisingly, ancient mass extinctions, including those that were triggered by hyperthermals, did not selectively remove larger-bodied forms (Payne et al. 2016). However, hyperthermals appear to increase the relative extinction risk of larger-bodied genera compared with non-hyperthermal times (Reddin et al. 2021).

A robust prediction for the expected extinction toll based on a certain magnitude of global temperature change would be a leap forward. Song et al. (2021) argued that 5.2°C of temperature change, warming or cooling, is a critical threshold for a mass extinction to occur, whereas Kaiho (2022) suggested 7°C of

absolute temperature change as a critical value. Given that these results were achieved at rather coarse stratigraphic resolutions, revisiting the basic results at finer temporal resolutions would certainly be beneficial (Spalding and Hull 2021). Song *et al.* (2021) also reported a rate of climate change of  $>10^{\circ}\text{C}/\text{Myr}$  as critical for a mass extinction event. As we discuss later, referring to rates is generally problematic when timescales are different (see “The Crux with Rates of Change”). Although the critical rates may be informative on the stage-level stratigraphic resolutions in Song *et al.* (2021), they have no relevance for current rates of change.

A potentially important and fitting subject for paleobiological scrutiny is the influence and mechanism of evolutionary legacies, which shape the vulnerability of organisms to climate change (Bennett *et al.* 2021). The longer-term climatic history a clade has experienced influences its response to short-term climate change (Mathes *et al.* 2021a,b). For example, abrupt warming is more deleterious when built upon a long-term warming trend than when the short-term warming follows a long-term cooling (Mathes *et al.* 2021b). Coinciding directions of recent and legacy climatic change appear to consistently amplify the extinction response to recent climatic change, either in the case of warming or cooling. Evolutionary legacy may also be behind the observation that tropical species live close to their upper thermal limits, such that even mild temperature increases can lead to large regional species losses (Hodapp *et al.* 2023). More work on the relative influence of climate legacy on extinction risk is clearly a promising avenue for future research.

## Ecosystems

Assessing the response of entire ecosystems to climate changes is perhaps more important than evaluating the responses of individual species. Clearly, the cumulative pressures on individual species must lead to altered ecosystem resilience (Malhi *et al.* 2020). Modern marine ecosystems are sometimes said to be already exposed to pressures not encountered in millions of years (Hoegh-Guldberg and Bruno 2010), but this statement is not sufficiently scrutinized.

The main changes observed in modern marine ecosystems due to climate change include reduced primary productivity in most regions, altered food web dynamics, and reduced abundance of habitat-forming species (Hoegh-Guldberg and Bruno 2010; Cooley *et al.* 2022). These patterns can also be observed in response to past climatic changes.

Changes in past primary productivity can be traced with geochemical methods, which are beyond the scope of this review. However, there is increasing evidence for reduced primary productivity across the end-Permian (Algeo *et al.* 2013; Shen *et al.* 2015; Grasby *et al.* 2016) and end-Triassic crises (Schoepfer *et al.* 2016; Fujisaki *et al.* 2020) in line with projections under future climate change (Cooley *et al.* 2022). As a consequence of extinctions and reduced productivity, altered food web structures are to be expected (Roopnarine 2006) and have been noted across major environmental disturbances (e.g., Aberhan and Kiessling 2015; Huang *et al.* 2023). Such changes are also evident in bioturbation intensity, which is commonly reduced after climate-induced crises (Calosi *et al.* 2019). Increases in extinction risk of deposit feeders during hyperthermals relative to other times (Reddin *et al.* 2021) may occur because rapidly warming and periodically anoxic seafloor conditions sway resource competition among deposit feeders away from metazoans and toward prokaryotes (Crichton *et al.* 2023).

Reduced abundance of habitat-forming species is a key response to climate change in present and past marine ecosystems. Together with kelp forests, coral reefs are known as the marine ecosystem most vulnerable to modern climate change (Cooley *et al.* 2022). Coral reefs also have an excellent geological record tracing back at least to the Ordovician (Kröger *et al.* 2017). Although there is no significant cross-correlation between mean seawater temperature and fossil reef abundance (Kiessling 2002, 2009), it is nevertheless striking that times of global warmth such as the middle and Late Cretaceous and the early Paleogene were marked by depressed reef building (Pandolfi and Kiessling 2014). Likewise, the biotic composition of reefs seems to be linked to seawater temperature. For example, the long-term change from microbial-sponge-dominated reefs to coral-dominated reefs in the Triassic may be linked to cooling (Kiessling 2010), whereas the Cretaceous demise of coral reefs and increase of rudist biostromes may be linked to warming (Pandolfi and Kiessling 2014). In this way, the reef builder's abundance and altered composition is a consistent signature of climate response. The study of habitat-forming species, their interactions, and ecosystem service from deep time to modern offers unique insights into ecosystem responses to climate change.

## Adaptation to Climate Changes

The scope of modern marine organisms for local adaptation in a warming world is strongly debated (Hoffmann and Sgrò 2011; Araújo *et al.* 2013; Munday *et al.* 2013; Kurman *et al.* 2017; Torda *et al.* 2017; Bairos-Novak *et al.* 2021; Lachs *et al.* 2023). Although the evolvability of many organismic traits is high, the adaptation potential to warming climates appears to be low (Araújo *et al.* 2013). Thermal limits have evolved mostly to become narrower with the evolution of increasingly complex domains of life (Storch *et al.* 2014). The fossil record supports that adaptation options to climate change are limited, with increasing evidence of niche conservatism within evolutionary lineages. Specifically, the thermal niches of species appear to be conserved over thousands to millions of years in foraminifers and mollusks, respectively (Yasuhara *et al.* 2012; Saupe *et al.* 2014; Antell *et al.* 2021). Similarly, the message of the deep-time coral reef record is clear: coral reefs have limited scope for adaptation to climate warming, regardless of the inferred rate of change. Times of prolonged warming were equally bad for coral reef development, as were times of geologically rapid warming (Pandolfi and Kiessling 2014).

Rates of climate change are often in focus for the assessment of the adaptation potential (Peck *et al.* 2009; Quintero and Wiens 2013; Jezkova and Wiens 2016; Fordham *et al.* 2020; Williams *et al.* 2021). Simulations support that rates of climate change are critically important for speciation and extinction (Qiao *et al.* 2016), but we argue that empirical rate measurements in deep time have no direct relevance for current climate impact research, especially not when they are compared across vastly different time spans such as this century against evolutionary rates measured over millions of years (Quintero and Wiens 2013).

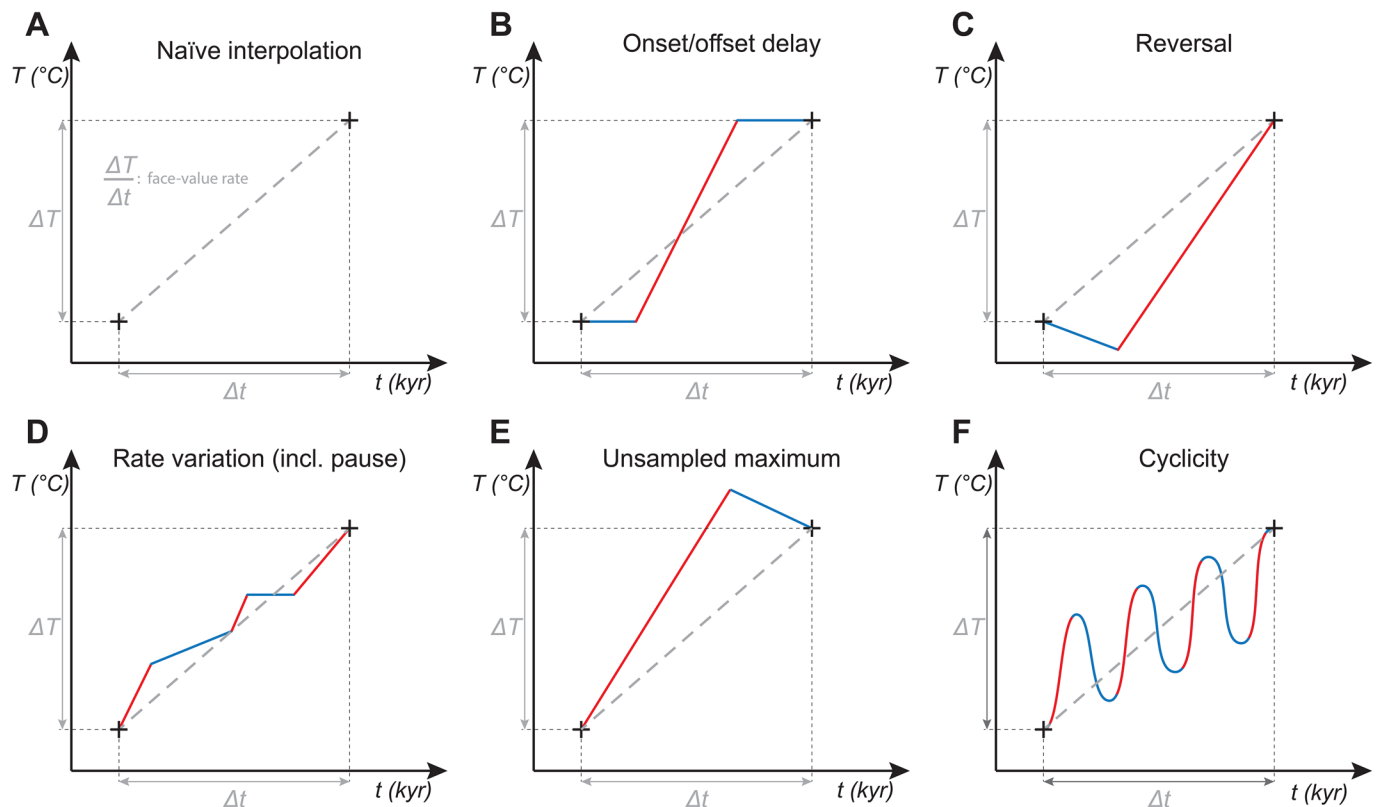
## Research Challenges and a Way Forward

There are promising routes for paleobiology to better address and translate into conservation strategies under climate change. As discussed previously (Kiessling *et al.* 2023), there are a number of simple measures to make paleontological findings more policy



## The Crux with Rates of Change

Rates of natural processes are virtually impossible to compare across timescales. Most natural processes advance more like a car on a long-distance trip rather than a rocket in space; similar to how the average speed of a car decreases as the distance increases due to bends in the road and pauses as the driver gets distracted, or needs to sleep, the progression of these processes slows down over time. Similarly, evolutionary rates, rates of climate change, and some measures of extinction rates are critically dependent upon the timescale of observation (Blois and Hadly 2009; Gingerich 2009, 2019, 2021; Kemp et al. 2015). Because none of these processes are monotonic, the true rate can change over time and, like a detoured car, even reverse direction (Fig. 3). Amid a longer-term warming trend, there might be intervals of stasis and even cooling. Similarly, there might be times of evolutionary stasis amid a directional long-term change. Overall, these vagaries produce a negative power-law relationship between time span of observation and observed rate of change. Without considering this temporal scaling, any comparison of historical and prehistorical rates of change is meaningless (Gingerich 2019; Watkins 2023). It is mathematically straightforward to normalize rates to any arbitrary time span, but it is better to compare rates only when either the numerator (magnitude of change) or denominator (time span of change) is the same (Gingerich 2019). Achieving a finer temporal resolution across hyperthermal events may also help to assess the basic pattern of true rate trajectories.



**Figure 3.** Potential patterns of temperature rise ( $\Delta T$ ) within a longer (e.g., geologically resolvable) time interval ( $\Delta t$ ) of observation. Taking the rates at face value implies a naïve, linear interpolation (A). True temperature changes are likely to be much more complex and made up as a composite of patterns (B–F), all involving greater rates (steeper slopes, red color) at some times within  $\Delta t$  than the naïve rate. Increasing the temporal resolution is unlikely to capture the true maximum rate within  $\Delta t$ , but it might inform us of the underlying process(es). Within each panel, all trajectories move from the lower left to the upper right cross.

relevant. Foremost, reporting of paleobiological results needs to be improved by being clearer about effect sizes, uncertainties, and time spans over which effects are observed. Second, research needs to be more targeted toward projecting climate change impacts. The search for commonalities among mass extinctions was once fruitful for revealing macroevolutionary principles, but now a critical comparison among past hyperthermal events may be more rewarding (Reddin et al. 2023).

We identify three outstanding scientific questions: (1) Context dependency: why are responses to similar climatic changes sometimes very different? (2) Scale dependency: which responses, if any, are scale-invariant and how can we quantify scale-dependence? (3) Applicability: how can we translate deep-time paleontological findings into conservation strategies?

The first question is perhaps the most pressing. There are differences in extinction magnitude that cannot be simply attributed to differences in climate forcing. There seems to be a stronger impact of hyperthermals that occurred during Pangean times than later on, which has been attributed to a lack of chemical buffering in the pre-Jurassic oceans (Zeebe and Westbroek 2003; Wignall 2016). This hypothesis makes the implicit assumption that disturbances of the carbon cycles, for example, through ocean acidification, were directly responsible for the extinctions. Following Sampaio et al. (2021) and Reddin et al. (2020b), we challenge this assumption, noting that the interplay of deoxygenation and temperature rise was likely a major extinction trigger. Recent evidence suggests that the extent of anoxia across the PETM was much more limited than during Mesozoic anoxic events (Clarkson et al. 2021) and the ocean was

generally less prone to anoxia after the Turonian (Smith and Stockley 2005; Kiessling and Kocsis 2015). Climate legacies (Mathes et al. 2021b) and the shorter duration of the warming might also contribute to the lower impact of post-Cretaceous warmings.

The second question (scale dependency) is directly linked to the third (applicability). Scale dependency needs to be quantified as much as possible with both empirical paleontological work and modeling. How predictable are the impacts of climate change across timescales? For example, sponges are sometimes conceived as the winners of climate change relative to corals (Bell et al. 2018), but the evidence is equivocal in the modern ocean (Lesser and Slattery 2020). The fossil record tells us that sponges were consistently less vulnerable during past hyperthermal events than corals when differing sampling completeness is taken into account (Reddin et al. 2021), but more work is clearly needed to specify which groups of sponges might be the future reef builders. We may benefit from ecological approaches to measure scale dependence in biodiversity–ecosystem functioning relationships (Gonzalez et al. 2020).

The fossil record can also help reveal how a climate-induced mass extinction unfolds. Gradually increasing warming leading to gradual body-size reductions and pulsed extinctions culminating in a more or less abrupt extinction have been documented for the EPME (Kiessling et al. 2018; Gliwa et al. 2022). However, we still need a higher temporal resolution of both geochemical and paleontological data at global scales, including a consideration of sampling biases at all hyperthermal events. Simulations based on metabolic theory are promising to bridge gaps in space, time, and genealogical as well as ecological hierarchies (Penn and Deutsch 2022). For instance, poleward range shifts may be a precursor to raised tropical and polar extinctions (the former being scale dependent and the latter potentially scale invariant), as endemic species are funneled into habitat area bottlenecks (Reddin et al. 2022). Finally, assessing the impacts of ancient climatic events also requires robust estimates of background variability and a comparison with events that were likely not primarily driven by climate change. The latter are rare, as even the impact-driven end-Cretaceous mass extinction had severe climatic consequences, albeit with cooling dominating (Vellekoop et al. 2016). In addition, background variability is probably insufficiently characterized due to the research focus of extreme events. A future quest will thus be to contrast hyperthermal extinction drivers against non-hyperthermal drivers.

**Acknowledgments.** This work was supported by the Deutsche Forschungsgemeinschaft (KI 806/15-2, KI 806/17-1, AB 109/11-1, Ko 5382/2-1), and by the Paleosynthesis Project through the Volkswagen Stiftung (Az 96 796). The work is embedded in the Research Unit TERSANE (FOR 2332: Temperature-related Stressors as a Unifying Principle in Ancient Extinctions). We thank reviewers P. Monarrez and M. Yasuhara as well as editor M. Patzkowsky for their valuable comments.

**Competing Interest.** The authors declare no competing interests.

**Data Availability Statement.** Supplementary materials are available from the Zenodo Repository: <https://zenodo.org/doi/10.5281/zenodo.13283783>.

## Literature Cited

- Aberhan, M., and T. K. Baumiller. 2003. Selective extinction among Early Jurassic bivalves: a consequence of anoxia. *Geology* 31:1077–1080.
- Aberhan, M., and W. Kiessling. 2015. Persistent ecological shifts in marine molluscan assemblages across the end-Cretaceous mass extinction. *Proceedings of the National Academy of Sciences USA* 112:7207–7212.
- Aberhan, M., S. Weidmeyer, W. Kiessling, R. Scasso, and F. A. Medina. 2007. Faunal evidence for reduced productivity and uncoordinated recovery in Southern Hemisphere Cretaceous/Paleogene boundary sections. *Geology* 35:227–230.
- Algeo, T. J., and S. E. Scheckler. 1998. Terrestrial-marine teleconnections in the Devonian—links between the evolution of land plants, weathering processes, and marine anoxic events. *Philosophical Transactions of the Royal Society of London B* 353:113–128.
- Algeo, T. J., C. M. Henderson, J. Tong, Q. Feng, H. Yin, and R. V. Tyson. 2013. Plankton and productivity during the Permian–Triassic boundary crisis: an analysis of organic carbon fluxes. *Global and Planetary Change* 105:52–67.
- Allison, N., C. Cole, C. Hintz, K. Hintz, J. Rae, and A. Finch. 2021. Resolving the interactions of ocean acidification and temperature on coral calcification media pH. *Coral Reefs* 40:1807–1818.
- Antell, G. S., I. S. Fenton, P. J. Valdes, and E. E. Saupe. 2021. Thermal niches of planktonic foraminifera are static throughout glacial-interglacial climate change. *Proceedings of the National Academy of Sciences USA* 118:e2017105118.
- Araújo, M. B., F. Ferri-Yáñez, F. Bozinovic, P. A. Marquet, F. Valladares, and S. L. Chown. 2013. Heat freezes niche evolution. *Ecology Letters* 16:1206–1219.
- Audzijonyte, A., D. R. Barneche, A. R. Baudron, J. Belmaker, T. D. Clark, C. T. Marshall, J. R. Morrongiello, and I. van Rijn. 2019. Is oxygen limitation in warming waters a valid mechanism to explain decreased body sizes in aquatic ectotherms? *Global Ecology and Biogeography* 28:64–77.
- Audzijonyte, A., S. A. Richards, R. D. Stuart-Smith, G. Pecl, G. J. Edgar, N. S. Barrett, N. Payne, and J. L. Blanchard. 2020. Fish body sizes change with temperature but not all species shrink with warming. *Nature Ecology and Evolution* 4:809–814.
- Bairos-Novak, K. R., M. O. Hoogenboom, M. J. H. van Oppen, and S. R. Connolly. 2021. Coral adaptation to climate change: meta-analysis reveals high heritability across multiple traits. *Global Change Biology* 27:5694–5710.
- Baudron, A. R., C. L. Needle, A. D. Rijnsdorp, and C. Tara Marshall. 2014. Warming temperatures and smaller body sizes: synchronous changes in growth of North Sea fishes. *Global Change Biology* 20:1023–1031.
- Bell, J. J., H. M. Bennett, A. Rovellini, and N. S. Webster. 2018. Sponges to be winners under near-future climate scenarios. *BioScience* 68:955–968.
- Bennett, J. M., J. Sunday, P. Calosi, F. Villalobos, B. Martínez, R. Molina-Venegas, M. B. Araújo, et al. 2021. The evolution of critical thermal limits of life on Earth. *Nature Communications* 12:1198.
- Bijma, J., H.-O. Pörtner, C. Yesson, and A. D. Rogers. 2013. Climate change and the oceans—What does the future hold? *Marine Pollution Bulletin* 74:495–505.
- Blois, J. L., and E. A. Hadly. 2009. Mammalian response to Cenozoic climatic change. *Annual Review of Earth and Planetary Sciences* 37:181–208.
- Boag, T. H., R. G. Stockey, L. E. Elder, P. M. Hull, and E. A. Sperling. 2018. Oxygen, temperature and the deep-marine stenothermal cradle of Ediacaran evolution. *Proceedings of the Royal Society of London B* 285:20181724.
- Boag, T. H., W. Gearty, and R. G. Stockey. 2021. Metabolic tradeoffs control biodiversity gradients through geological time. *Current Biology* 31:2906–2913.e3.
- Bond, D. P. G., and S. E. Grasby. 2017. On the causes of mass extinctions. *Palaeogeography, Palaeoclimatology, Palaeoecology* 478:3–29.
- Bond, D. P. G., and S. E. Grasby. 2020. Late Ordovician mass extinction caused by volcanism, warming, and anoxia, not cooling and glaciation. *Geology* 48:777–781.
- Bowen, G. J., W. C. Clyde, P. L. Koch, S. Ting, J. Alroy, T. Tsubamoto, Y. Wang, and Y. Wang. 2002. Mammalian dispersal at the Paleocene/Eocene boundary. *Science* 295:2062–2065.
- Brachert, T. C., M. Reuter, S. Krüger, A. Böcker, H. Lohmann, R. Mertz-Kraus, and C. Fassoulas. 2013. Density banding in corals: barcodes of past and current climate change. *Coral Reefs* 32:1013–1023.
- Brachert, T. C., T. Corrège, M. Reuter, C. Wrožyna, L. Londeix, P. Spreter, and C. Perrin. 2020. An assessment of reef coral calcification over the late Cenozoic. *Earth-Science Reviews* 204:103154.

- Breitbart, D., L. A. Levin, A. Oschlies, M. Grégoire, F. P. Chavez, D. J. Conley, V. Garçon, *et al.* 2018. Declining oxygen in the global ocean and coastal waters. *Science* 359:eam7240.
- Broadley, M. W., P. H. Barry, C. J. Ballentine, L. A. Taylor, and R. Burgess. 2018. End-Permian extinction amplified by plume-induced release of recycled lithospheric volatiles. *Nature Geoscience* 11:682–687.
- Brodie, J. F., and P. D. Mannion. 2023. The hierarchy of factors predicting the latitudinal diversity gradient. *Trends in Ecology and Evolution* 38:15–23.
- Brugger, J., G. Feulner, and S. Petri. 2017. Baby, it's cold outside: climate model simulations of the effects of the asteroid impact at the end of the Cretaceous. *Geophysical Research Letters* 44:419–427.
- Calosi, P., H. M. Putnam, R. J. Twitchett, and F. Vermandele. 2019. Marine metazoan modern mass extinction: improving predictions by integrating fossil, modern, and physiological data. *Annual Review of Marine Science* 11:369–390.
- Cantin, N. E., A. L. Cohen, K. B. Karnauskas, A. M. Tarrant, and D. C. McCorkle. 2010. Ocean warming slows coral growth in the central Red Sea. *Science* 329:322–325.
- Chaikin, S., and J. Belmaker. 2023. Fish depth redistributions do not allow maintenance of abundance in a region of rapid change. *Oikos* 2023:e09650.
- Chapelle, G., and L. S. Peck. 1999. Polar gigantism dictated by oxygen availability. *Nature* 399:114–115.
- Chase, J. M., and M. A. Leibold. 2002. Spatial scale dictates the productivity–biodiversity relationship. *Nature* 416:427–430.
- Chase, J. M., B. J. McGill, P. L. Thompson, L. H. Antão, A. E. Bates, S. A. Blowes, M. Dornelas, *et al.* 2019. Species richness change across spatial scales. *Oikos* 128:1079–1091.
- Chaudhary, C., A. J. Richardson, D. S. Schoeman, and M. J. Costello. 2021. Global warming is causing a more pronounced dip in marine species richness around the equator. *Proceedings of the National Academy of Sciences USA* 118:e2015094118.
- Chen, M. H., X. G. Fu, J. Wang, H. Y. Wei, Q. Zhang, and A. Mansour. 2023. Tethyan ocean acidification triggered the end-Triassic mass extinction: new Ca isotopic constraints from the Qiangtang Basin. *Gondwana Research* 124:206–217.
- Clapham, M. E. 2017. Organism activity levels predict marine invertebrate survival during ancient global change extinctions. *Global Change Biology* 23:1477–1485.
- Clapham, M. E., and J. L. Payne. 2011. Acidification, anoxia, and extinction: a multiple logistic regression analysis of extinction selectivity during the Middle and Late Permian. *Geology* 39:1059–1062.
- Clarke, A., and H. O. Pörtner. 2010. Temperature, metabolic power and the evolution of endothermy. *Biological Reviews* 85:703–727.
- Clarkson, M. O., T. M. Lenton, M. B. Andersen, M.-L. Bagard, A. J. Dickson, and D. Vance. 2021. Upper limits on the extent of seafloor anoxia during the PETM from uranium isotopes. *Nature Communications* 12:399.
- Congreve, C. R., A. R. Falk, and J. C. Lamsdell. 2017. Biological hierarchies and the nature of extinction. *Biological Reviews* 93:811–826.
- Cooley, S., D. Schoeman, L. Bopp, P. Boyd, S. Donner, D. Y. Ghebrehwet, S.-I. Ito, *et al.* 2022. Ocean and coastal ecosystems and their services. Pp. 379–550 in H.-O. Pörtner, D. C. Roberts, M. Tignor, E. S. Poloczanska, K. Mintenbeck, A. Alegría, M. Craig, *et al.*, eds. *Climate change 2022: impacts, adaptation, and vulnerability*. Contribution of Working Group II to the Sixth Assessment Report of the Intergovernmental Panel on Climate Change. Cambridge University Press, Cambridge.
- Costello, M. J., R. Corkrey, A. E. Bates, M. T. Burrows, C. Chaudhary, G. E. Edgar, R. D. Stuart-Smith, M. Yasuhara, and C.-L. Wei. 2023. The universal evolutionary and ecological significance of 20°C. *Frontiers of Biogeography* 15:e61673.
- Crichton, K. A., J. D. Wilson, A. Ridgwell, F. Boscolo-Galazzo, E. H. John, B. S. Wade, and P. N. Pearson. 2023. What the geological past can tell us about the future of the ocean's twilight zone. *Nature Communications* 14:2376.
- Cui, Y., M. Li, E. E. van Soelen, F. Peterse, and W. M. Kürschner. 2021. Massive and rapid predominantly volcanic CO<sub>2</sub> emission during the end-Permian mass extinction. *Proceedings of the National Academy of Sciences USA* 118:e2014701118.
- Daufresne, M., K. Lengfellner, and U. Sommer. 2009. Global warming benefits the small in aquatic ecosystems. *Proceedings of the National Academy of Sciences USA* 106:12788–12793.
- Deutsch, C., H. Brix, T. Ito, H. Frenzel, and L. Thompson. 2011. Climate-forced variability of ocean hypoxia. *Science* 333:336–339.
- Deutsch, C., A. Ferrel, B. Seibel, H.-O. Pörtner, and R. B. Huey. 2015. Climate change tightens a metabolic constraint on marine habitats. *Science* 348:1132–1135.
- Deutsch, C., J. L. Penn, W. C. E. P. Verberk, K. Inomura, M.-G. Endress, and J. L. Payne. 2022. Impact of warming on aquatic body sizes explained by metabolic scaling from microbes to macrofauna. *Proceedings of the National Academy of Sciences USA* 119:e2201345119.
- Ezard, T. H. G., T. Aze, P. N. Pearson, and A. Purvis. 2011. Interplay between climate and species' ecology drives macroevolutionary dynamics. *Science* 332:349–351.
- Finnegan, S., N. A. Heim, S. E. Peters, and W. W. Fischer. 2012. Climate change and the selective signature of the Late Ordovician mass extinction. *Proceedings of the National Academy of Sciences USA* 109:6829–6834.
- Fitzner, S. C., S. Torres Gabarda, L. Daly, B. Hughes, M. Dove, W. O'Connor, J. Potts, P. Scanes, and M. Byrne. 2018. Coastal acidification impacts on shell mineral structure of bivalve mollusks. *Ecology and Evolution* 8:8973–8984.
- Foden, W. B., S. H. M. Butchart, S. N. Stuart, J.-C. Vié, H. R. Akçakaya, A. Angulo, L. M. DeVantier, *et al.* 2013. Identifying the world's most climate change vulnerable species: a systematic trait-based assessment of all birds, amphibians and corals. *PLoS ONE* 8:e65427.
- Fordham, D. A., S. T. Jackson, S. C. Brown, B. Huntley, B. W. Brook, D. Dahl-Jensen, M. T. P. Gilbert, *et al.* 2020. Using paleo-archives to safeguard biodiversity under climate change. *Science* 369:eabc5654.
- Forster, J., A. G. Hirst, and D. Atkinson. 2012. Warming-induced reductions in body size are greater in aquatic than terrestrial species. *Proceedings of the National Academy of Sciences USA* 109:19310–19314.
- Foster, G. L., P. Hull, D. J. Lunt, and J. C. Zachos. 2018. Placing our current “hyperthermal” in the context of rapid climate change in our geological past. *Philosophical Transactions of the Royal Society of London A* 376:20170086.
- Foster, W. J., J. Gliwa, C. Lembke, A. Pugh, R. Hofmann, M. Tietje, S. Varela, L. C. Foster, D. Korn, and M. Aberhan. 2019. Evolutionary and ecophenotypic controls on bivalve body size distributions following the end-Permian mass extinction. *Global and Planetary Change* 185:103088.
- Foster, W. J., J. A. Hirtz, C. Farrell, M. Reistroffer, R. J. Twitchett, and R. C. Martindale. 2022. Bioindicators of severe ocean acidification are absent from the end-Permian mass extinction. *Scientific Reports* 12:1202.
- Foster, W. J., B. J. Allen, N. H. Kitzmann, J. Münchmeyer, T. Rettelbach, J. D. Witts, R. J. Whittle, E. Larina, M. E. Clapham, and A. M. Dunhill. 2023. How predictable are mass extinction events? *Royal Society Open Science* 10:221507.
- Frieling, J., H. Gebhardt, M. Huber, O. A. Adekeye, S. O. Akande, G.-J. Reichart, J. J. Middelburg, S. Schouten, and A. Sluijs. 2017. Extreme warmth and heat-stressed plankton in the tropics during the Paleocene–Eocene Thermal Maximum. *Science Advances* 3:e1600891.
- Fujisaki, W., Y. Fukami, Y. Matsui, T. Sato, Y. Sawaki, and K. Suzuki. 2020. Redox conditions and nitrogen cycling during the Triassic–Jurassic transition: a new perspective from the mid-Panthalassa. *Earth-Science Reviews* 204:103173.
- Fusi, M., S. Rigaud, G. Guadagnin, A. Barausse, R. Marasco, D. Daffonchio, J. Regis, *et al.* 2023. Ideas and perspectives: the fluctuating nature of oxygen shapes the ecology of aquatic habitats and their biogeochemical cycles—the aquatic oxycape. *Biogeosciences* 20:3509–3521.
- Gardner, J. L., A. Peters, M. R. Kearney, L. Joseph, and R. Heinsohn. 2011. Declining body size: a third universal response to warming? *Trends in Ecology and Evolution* 26:285–291.
- Gardner, S. G., E. F. Camp, D. J. Smith, T. Kahlke, E. O. Osman, G. Gendron, B. C. C. Hume, C. Pogoreutz, C. R. Voolstra, and D. J. Suggett. 2019. Coral microbiome diversity reflects mass coral bleaching susceptibility during the 2016 El Niño heat wave. *Ecology and Evolution* 9:938–956.



- Gingerich, P. D. 2009. Rates of evolution. *Annual Review of Ecology, Evolution, and Systematics* 40:657–675.
- Gingerich, P. D. 2019. *Rates of evolution: a quantitative synthesis*. Cambridge University Press, Cambridge.
- Gingerich, P. D. 2021. Rates of geological processes. *Earth-Science Reviews* 220:103723.
- Gliwa, J., M. Wiedenbeck, M. Schobben, C. V. Ullmann, W. Kiessling, A. Ghaderi, U. Struck, and D. Korn. 2022. Gradual warming prior to the end-Permian mass extinction. *Palaeontology* 65:e12621.
- Gonzalez, A., R. M. Germain, D. S. Srivastava, E. Filotas, L. E. Dee, D. Gravel, P. L. Thompson, *et al.* 2020. Scaling-up biodiversity-ecosystem functioning research. *Ecology Letters* 23:757–776.
- Grasby, S. E., B. Beauchamp, and J. Knies. 2016. Early Triassic productivity crises delayed recovery from world's worst mass extinction. *Geology* 44:779–782.
- Harnik, P. G., H. K. Lotze, S. C. Anderson, Z. V. Finkel, S. Finnegan, D. R. Lindberg, L. H. Liow, *et al.* 2012. Extinctions in ancient and modern seas. *Trends in Ecology and Evolution* 27:608–617.
- Harper, D. T., B. Hönisch, R. E. Zeebe, G. Shaffer, L. L. Haynes, E. Thomas, and J. C. Zachos. 2020. The magnitude of surface ocean acidification and carbon release during Eocene Thermal Maximum 2 (ETM-2) and the Paleocene–Eocene Thermal Maximum (PETM). *Paleoceanography and Paleoclimatology* 35:e2019PA003699.
- Hodapp, D., I. T. Roca, D. Fiorentino, C. Garilao, K. Kaschner, K. Kesner-Reyes, B. Schneider, *et al.* 2023. Climate change disrupts core habitats of marine species. *Global Change Biology* 29:3304–3317.
- Hoegh-Guldberg, O., and J. F. Bruno. 2010. The impact of climate change on the world's marine ecosystems. *Science* 328:1523–1528.
- Hoffmann, A. A., and C. M. Sgrò. 2011. Climate change and evolutionary adaptation. *Nature* 470:479–485.
- Hönisch, B., A. Ridgwell, D. N. Schmidt, E. Thomas, S. J. Gibbs, A. Sluijs, R. Zeebe, *et al.* 2012. The geological record of ocean acidification. *Science* 335:1058–1063.
- Huang, C., M. M. Joachimski, and Y. Gong. 2018. Did climate changes trigger the Late Devonian Kellwasser Crisis? Evidence from a high-resolution conodont  $\delta^{18}\text{OPO}_4$  record from South China. *Earth and Planetary Science Letters* 495:174–184.
- Huang, S., M. A. Tucker, A. G. Hertel, A. Eyres, and J. Albrecht. 2021. Scale-dependent effects of niche specialisation: the disconnect between individual and species ranges. *Ecology Letters* 24:1408–1419.
- Huang, Y., Z.-Q. Chen, P. D. Roopnarine, M. J. Benton, L. Zhao, X. Feng, and Z. Li. 2023. The stability and collapse of marine ecosystems during the Permian–Triassic mass extinction. *Current Biology* 33:1059–1070.e4.
- IPCC. 2022. *Climate change 2022: impacts, adaptation and vulnerability*. Contribution of Working Group II to the Sixth Assessment Report of the Intergovernmental Panel on Climate Change (IPCC). H.-O. Pörtner, D. C. Roberts, M. Tignor, E. Poloczanska, K. Mintenbeck, A. Alegria, M. Craig, *et al.*, eds. Cambridge University Press, Cambridge.
- Jablonski, D., and D. M. Raup. 1995. Selectivity of end-Cretaceous marine bivalve extinctions. *Science* 268:389–391.
- Jablonski, D., K. Roy, and J. W. Valentine. 2006. Out of the tropics: evolutionary dynamics of the latitudinal diversity gradient. *Science* 314:102–106.
- Jezkova, T., and J. J. Wiens. 2016. Rates of change in climatic niches in plant and animal populations are much slower than projected climate change. *Proceedings of the Royal Society of London B* 283:20162104.
- Joachimski, M. M., X. Lai, S. Shen, H. Jiang, G. Luo, B. Chen, J. Chen, and Y. Sun. 2012. Climate warming in the latest Permian and the Permian–Triassic mass extinction. *Geology* 40:195–198.
- Joachimski, M. M., A. S. Alekseev, A. Grigoryan, and Y. A. Gatovsky. 2020. Siberian Trap volcanism, global warming and the Permian–Triassic mass extinction: new insights from Armenian Permian–Triassic sections. *GSA Bulletin* 132:427–443.
- Judd, E. J., T. Bhattacharya, and L. C. Ivany. 2020. A dynamical framework for interpreting ancient sea surface temperatures. *Geophysical Research Letters* 47:e2020GL089044.
- Jurikova, H., M. Gutjahr, K. Wallmann, S. Flögel, V. Liebetrau, R. Posenato, L. Angiolini, *et al.* 2020. Permian–Triassic mass extinction pulses driven by major marine carbon cycle perturbations. *Nature Geoscience* 13:745–750.
- Kaiho, K. 2022. Relationship between extinction magnitude and climate change during major marine and terrestrial animal crises. *Biogeosciences* 19:3369–3380.
- Keil, P., H. M. Pereira, J. S. Cabral, J. M. Chase, F. May, I. S. Martins, and M. Winter. 2018. Spatial scaling of extinction rates: theory and data reveal nonlinearity and a major upscaling and downscaling challenge. *Global Ecology and Biogeography* 27:2–13.
- Kelley, P. H., and A. Raymond. 1991. Migration, origination and extinction of Southern Hemisphere brachiopods during the middle Carboniferous. *Palaeogeography, Palaeoclimatology, Palaeoecology* 86:23–39.
- Kemp, D. B., K. Eichenseer, and W. Kiessling. 2015. Maximum rates of climate change are systematically underestimated in the geological record. *Nature Communications* 6:8890.
- Kiessling, W. 2009. Geologic and biologic controls on the evolution of reefs. *Annual Review of Ecology, Evolution, and Systematics* 40:173–192.
- Kiessling, W. 2010. Reef expansion during the Triassic: spread of photosymbiosis balancing climatic cooling. *Palaeogeography, Palaeoclimatology, Palaeoecology* 290:11–19.
- Kiessling, W., and Á. T. Kocsis. 2015. Biodiversity dynamics and environmental occupancy of fossil azooxanthellate and zooxanthellate scleractinian corals. *Paleobiology* 41:402–414.
- Kiessling, W., and C. Simpson. 2011. On the potential for ocean acidification to be a general cause of ancient reef crises. *Global Change Biology* 17:56–67.
- Kiessling, W. 2002. Secular variations in the Phanerozoic reef ecosystem. In W. Kiessling, E. Flügel, and J. Golonka, eds. *Phanerozoic reef patterns*. *SEPM Special Publication* 72:625–690.
- Kiessling, W., M. Aberhan, B. Brenneis, and P. J. Wagner. 2007. Extinction trajectories of benthic organisms across the Triassic–Jurassic boundary. *Palaeogeography, Palaeoclimatology, Palaeoecology* 244:201–222.
- Kiessling, W., E. Roniewicz, L. Villier, P. Leonide, and U. Struck. 2009. An early Hettangian coral reef in southern France: implications for the end-Triassic reef crisis. *Palaio* 24:657–671.
- Kiessling, W., C. Simpson, B. Beck, H. Mewis, and J. M. Pandolfi. 2012. Equatorial decline of reef corals during the last Pleistocene interglacial. *Proceedings of the National Academy of Science USA* 109:21378–21383.
- Kiessling, W., M. Schobben, A. Ghaderi, V. Hairapetian, L. Leda, and D. Korn. 2018. Pre-mass extinction decline of latest Permian ammonoids. *Geology* 46:283–286.
- Kiessling, W., N. B. Raja, V. J. Roden, S. T. Turvey, and E. E. Saupe. 2019. Addressing priority questions of conservation science with palaeontological data. *Philosophical Transactions of the Royal Society of London B* 374:20190222.
- Kiessling, W., J. A. Smith, and N. B. Raja. 2023. Improving the relevance of paleontology to climate change policy. *Proceedings of the National Academy of Science USA* 120:e2201926119.
- Kocsis, A. T., C. J. Reddin, J. Alroy, and W. Kiessling. 2019. The R package divDyn for quantifying diversity dynamics using fossil sampling data. *Methods in Ecology and Evolution* 10:735–743.
- Kroeker, K. J., R. L. Kordas, R. Crim, I. E. Hendriks, L. Ramajo, G. S. Singh, C. M. Duarte, and J.-P. Gattuso. 2013. Impacts of ocean acidification on marine organisms: quantifying sensitivities and interaction with warming. *Global Change Biology* 19:1884–1896.
- Kröger, B., A. Desrochers, and A. Ernst. 2017. The reengineering of reef habitats during the great Ordovician biodiversification event. *Palaio* 32:584–599.
- Kubicek, A., B. Breckling, O. Hoegh-Guldberg, and H. Reuter. 2019. Climate change drives trait-shifts in coral reef communities. *Scientific Reports* 9:3721.
- Kumagai, N. H., J. García Molinos, H. Yamano, S. Takao, M. Fujii, and Y. Yamanaka. 2018. Ocean currents and herbivory drive macroalgae-to-coral community shift under climate warming. *Proceedings of the National Academy of Sciences USA* 115:8990–8995.
- Kurman, M. D., C. E. Gómez, S. E. Georgian, J. J. Lunden, and E. E. Cordes. 2017. Intra-specific variation reveals potential for adaptation to ocean acidification in a cold-water coral from the Gulf of Mexico. *Frontiers in Marine Science* 4. <https://doi.org/10.3389/fmars.2017.00111>.
- Lachs, L., S. D. Donner, P. J. Mumby, J. C. Bythell, A. Humanes, H. K. East, and J. R. Guest. 2023. Emergent increase in coral thermal tolerance reduces mass bleaching under climate change. *Nature Communications* 14:4939.



- Lenoir, J., R. Bertrand, L. Comte, L. Bourgeaud, T. Hattab, J. Murienne, and G. Grenouillet. 2020. Species better track climate warming in the oceans than on land. *Nature Ecology and Evolution* 4:1044–1059.
- Lesser, M. P., and M. Slattery. 2020. Will coral reef sponges be winners in the Anthropocene? *Global Change Biology* 26:3202–3211.
- Li, R., N. Wu, S.-Z. Shen, X.-L. Wang, H. Chen, T. J. Algeo, H. Zhang, and F. Zhang. 2023. A rapid onset of ocean acidification associated with the end-Permian mass extinction. *Global and Planetary Change* 225:104130.
- Liow, L. H. and T. B. Quental. 2024. Biotic interactions and their consequences for macroevolution: learning from the fossil record and beyond. *Paleobiology* (in press).
- Liu, F., H. Peng, J. E. A. Marshall, B. H. Lomax, B. Bomfleur, M. S. Kent, W. T. Fraser, and P. E. Jardine. 2023. Dying in the Sun: direct evidence for elevated UV-B radiation at the end-Permian mass extinction. *Science Advances* 9:eabo6102.
- Mackenzie, C. L., G. A. Ormondroyd, S. F. Curling, R. J. Ball, N. M. Whiteley, and S. K. Malham. 2014. Ocean warming, more than acidification, reduces shell strength in a commercial shellfish species during food limitation. *PLoS ONE* 9:e86764.
- MacLean, S. A., and S. R. Beissinger. 2017. Species' traits as predictors of range shifts under contemporary climate change: a review and meta-analysis. *Global Change Biology* 23:4094–4105.
- Malhi, Y., J. Franklin, N. Seddon, M. Solan, M. G. Turner, C. B. Field, and N. Knowlton. 2020. Climate change and ecosystems: threats, opportunities and solutions. *Philosophical Transactions of the Royal Society of London B* 375:20190104.
- Mannion, P. D., P. Upchurch, R. B. J. Benson, and A. Goswami. 2014. The latitudinal biodiversity gradient through deep time. *Trends in Ecology and Evolution* 29:42–50.
- Marshall, C. R. 2023. Forty years later: the status of the “Big Five” mass extinctions. *Cambridge Prisms: Extinction* 1:e5.
- Mathes, G. H., W. Kiessling, and M. J. Steinbauer. 2021a. Deep-time climate legacies affect origination rates of marine genera. *Proceedings of the National Academy of Sciences USA* 118(36):e2105769118.
- Mathes, G. H., J. van Dijk, W. Kiessling, and M. J. Steinbauer. 2021b. Extinction risk controlled by interaction of long-term and short-term climate change. *Nature Ecology and Evolution* 5:304–310.
- McCulloch, M., J. Falter, J. Trotter, and P. Montagna. 2012. Coral resilience to ocean acidification and global warming through pH up-regulation. *Nature Climate Change* 2:623–633.
- Müller, R. D., B. Mather, A. Dutkiewicz, T. Keller, A. Merdith, C. M. Gonzalez, W. Gorczyk, and S. Zahirovic. 2022. Evolution of Earth's tectonic carbon conveyor belt. *Nature* 605:629–639.
- Munday, P. L., R. R. Warner, K. Monro, J. M. Pandolfi, and D. J. Marshall. 2013. Predicting evolutionary responses to climate change in the sea. *Ecology Letters* 16:1488–1500.
- Nätscher, P. S., J. Gliwa, K. De Baets, A. Ghaderi, and D. Korn. 2023. Exceptions to the temperature-size rule: no Lilliput Effect in end-Permian ostracods (Crustacea) from Aras Valley (northwest Iran). *Palaeontology* 66:e12667.
- Pandolfi, J. M., and W. Kiessling. 2014. Gaining insights from past reefs to inform understanding of coral reef response to global climate change. *Current Opinion in Environmental Sustainability* 7:52–58.
- Parnesan, C., C. Duarte, E. Poloczanska, A. J. Richardson, and M. C. Singer. 2011. Overstretching attribution. *Nature Climate Change* 1:2.
- Parnesan, C., M. D. Morecroft, Y. Trisurat, R. Adrian, G. Z. Anshari, A. Arneith, Q. Gao, et al. 2022. Terrestrial and freshwater ecosystems and their services. Pp. 197–377 in H.-O. Pörtner, D. C. Roberts, M. Tignor, E. S. Poloczanska, K. Mintenbeck, A. Alegría, M. Craig, et al., eds. *Climate change 2022: impacts, adaptation and vulnerability*. Contribution of Working Group II to the Sixth Assessment Report of the Intergovernmental Panel on Climate Change (IPCC). Cambridge University Press, Cambridge.
- Payne, J. L., and M. E. Clapham. 2012. End-Permian mass extinction in the oceans: an ancient analog for the twenty-first century? *Annual Review of Earth and Planetary Sciences* 40:89–111.
- Payne, J. L., A. M. Bush, N. A. Heim, M. L. Knope, and D. J. McCauley. 2016. Ecological selectivity of the emerging mass extinction in the oceans. *Science* 353:1284–1286.
- Pearson, R. G., J. C. Stanton, K. T. Shoemaker, M. E. Aiello-Lammens, P. J. Ersts, N. Horning, D. A. Fordham, et al. 2014. Life history and spatial traits predict extinction risk due to climate change. *Nature Climate Change* 4:217–221.
- Peck, L. S., M. S. Clark, S. A. Morley, A. Massey, and H. Rossetti. 2009. Animal temperature limits and ecological relevance: effects of size, activity and rates of change. *Functional Ecology* 23:248–256.
- Pecl, G. T., M. B. Araújo, J. D. Bell, J. Blanchard, T. C. Bonebrake, I.-C. Chen, T. D. Clark, et al. 2017. Biodiversity redistribution under climate change: impacts on ecosystems and human well-being. *Science* 355:eaai9214.
- Penn, J. L., and C. Deutsch. 2022. Avoiding ocean mass extinction from climate warming. *Science* 376:524–526.
- Penn, J. L., C. Deutsch, J. L. Payne, and E. A. Sperling. 2018. Temperature-dependent hypoxia explains biogeography and severity of end-Permian marine mass extinction. *Science* 362:eaat1327.
- Piazza, V., L. V. Duarte, J. Renaudie, and M. Aberhan. 2019. Reductions in body size of benthic macroinvertebrates as a precursor of the early Toarcian (Early Jurassic) extinction event in the Lusitanian Basin, Portugal. *Paleobiology* 45:296–316.
- Piazza, V., C. V. Ullmann, and M. Aberhan. 2020. Temperature-related body size change of marine benthic macroinvertebrates across the Early Toarcian Anoxic Event. *Scientific Reports* 10:4675.
- Pinsky, M. L., B. Worm, M. J. Fogarty, J. L. Sarmiento, and S. A. Levin. 2013. Marine taxa track local climate velocities. *Science* 341:1239–1242.
- Pinsky, M. L., R. L. Selden, and Z. J. Kitchel. 2020. Climate-driven shifts in marine species ranges: scaling from organisms to communities. *Annual Review of Marine Science* 12:153–179.
- Pohl, A., R. G. Stockey, X. Dai, R. Yohler, G. Le Hir, D. Hülse, A. Brayard, S. Finnegan, and A. Ridgwell. 2023. Why the Early Paleozoic was intrinsically prone to marine extinction. *Science Advances* 9:eadg7679.
- Poloczanska, E. S., C. J. Brown, W. J. Sydeman, W. Kiessling, D. S. Schoeman, P. J. Moore, K. Brander, et al. 2013. Global imprint of climate change on marine life. *Nature Climate Change* 3:919–925.
- Poloczanska, E. S., M. T. Burrows, C. J. Brown, J. García Molinos, B. S. Halpern, O. Hoegh-Guldberg, C. V. Kappel, et al. 2016. Responses of marine organisms to climate change across oceans. *Frontiers in Marine Science* 3:<https://doi.org/10.3389/fmars.2016.00062>.
- Pörtner, H.-O. 2012. Integrating climate-related stressor effects on marine organisms: unifying principles linking molecule to ecosystem-level changes. *Marine Ecology Progress Series* 470:273–290.
- Pörtner, H.-O. 2021. Climate impacts on organisms, ecosystems and human societies: integrating OCLTT into a wider context. *Journal of Experimental Biology* 224(Suppl. 1):jeb238360.
- Pörtner, H.-O., and J. Gutt. 2016. Impacts of climate variability and change on (marine) animals: physiological underpinnings and evolutionary consequences. *Integrative and Comparative Biology* 56:31–44.
- Pörtner, H.-O., C. Bock, and F. C. Mark. 2017. Oxygen- and capacity-limited thermal tolerance: bridging ecology and physiology. *Journal of Experimental Biology* 220:2685–2696.
- Pörtner, H.-O., R. J. Scholes, A. Arneith, D. K. A. Barnes, M. T. Burrows, S. E. Diamond, C. M. Duarte, et al. 2023. Overcoming the coupled climate and biodiversity crises and their societal impacts. *Science* 380:eabl4881.
- Qiao, H., E. E. Saupé, J. Soberon, A. T. Peterson, and C. E. Myers. 2016. Impacts of niche breadth and dispersal ability on macroevolutionary patterns. *American Naturalist* 188:149–162.
- Qie, W., J. Zhang, G. Luo, T. J. Algeo, B. Chen, L. Xiang, K. Liang, et al. 2023. Enhanced continental weathering as a trigger for the end-Devonian Hangenberg crisis. *Geophysical Research Letters* 50:e2022GL102640.
- Quintero, I., and J. J. Wiens. 2013. Rates of projected climate change dramatically exceed past rates of climatic niche evolution among vertebrate species. *Ecology Letters* 16:1095–1103.
- Raja, N. B., and W. Kiessling. 2021. Out of the extratropics: the evolution of the latitudinal diversity gradient of Cenozoic marine plankton. *Proceedings of the Royal Society of London B* 288:20210545.
- Rakociński, M., L. Marynowski, A. Piszczowska, J. Beldowski, G. Siedlewicz, M. Zatoń, M. C. Perri, C. Spalletta, and H. P. Schönlaub. 2020. Volcanic related methylmercury poisoning as the possible driver of the end-Devonian mass extinction. *Scientific Reports* 10:7344.

- Raup, D. M., and G. E. Boyajian. 1988. Patterns of generic extinction in the fossil record. *Paleobiology* 14:109–125.
- Raup, D. M., and J. J. Sepkoski Jr. 1982. Mass extinctions in the marine fossil record. *Science* 215:1501–1503.
- Reddin, C. J., Á. T. Kocsis, and W. Kiessling. 2018. Marine invertebrate migrations trace climate change over 450 million years. *Global Ecology and Biogeography* 27:704–713.
- Reddin, C. J., Á. T. Kocsis, and W. Kiessling. 2019. Climate change and the latitudinal selectivity of ancient marine extinctions. *Paleobiology* 45:70–84.
- Reddin, C. J., Á. T. Kocsis, and W. Kiessling. 2020a. Corrigendum: marine invertebrate migrations trace climate change over 450 million years. *Global Ecology and Biogeography* 29:1280–1282.
- Reddin, C. J., P. S. Nätscher, Á. T. Kocsis, H.-O. Pörtner, and W. Kiessling. 2020b. Marine clade sensitivities to climate change conform across time-scales. *Nature Climate Change* 10:249–253.
- Reddin, C. J., Á. T. Kocsis, M. Aberhan, and W. Kiessling. 2021. Victims of ancient hyperthermal events herald the fates of marine clades and traits under global warming. *Global Change Biology* 27:868–878.
- Reddin, C. J., M. Aberhan, N. B. Raja, and Á. T. Kocsis. 2022. Global warming generates predictable extinctions of warm- and cold-water marine benthic invertebrates via thermal habitat loss. *Global Change Biology* 28:5793–5807.
- Reddin, C. J., M. Aberhan, D. Dimitrijević, E. M. Dowding, Á. T. Kocsis, G. Mathes, P. S. Nätscher, M. E. Patzkowsky, and W. Kiessling. 2023. Oversimplification risks too much: a response to “How Predictable Are Mass Extinction Events?” *Royal Society Open Science* 10:230400.
- Rita, P., P. Nätscher, L. V. Duarte, R. Weis, and K. D. Baets. 2019. Mechanisms and drivers of belemnite body-size dynamics across the Pliensbachian–Toarcian crisis. *Royal Society Open Science* 6:190494.
- Röhl, U., T. Westerhold, T. J. Bralower, and J. C. Zachos. 2007. On the duration of the Paleocene–Eocene thermal maximum (PETM). *Geochimica et Geophysica Geosystems* 8. <https://doi.org/10.1029/2007GC001784>.
- Roopnarine, P. D. 2006. Extinction cascades and catastrophe in ancient food webs. *Paleobiology* 32:1–19.
- Ruhl, M., N. R. Bonis, G.-J. Reichart, J. S. S. Damsté, and W. M. Kürschner. 2011. Atmospheric carbon injection linked to end-Triassic mass extinction. *Science* 333:430–434.
- Sagoo, N., P. Valdes, R. Flecker, and J. Gregoire Lauren. 2013. The Early Eocene equable climate problem: can perturbations of climate model parameters identify possible solutions? *Philosophical Transactions of the Royal Society of London A* 371:20130123.
- Sampaio, E., C. Santos, I. C. Rosa, V. Ferreira, H.-O. Pörtner, C. M. Duarte, L. A. Levin, and R. Rosa. 2021. Impacts of hypoxic events surpass those of future ocean warming and acidification. *Nature Ecology and Evolution* 5:311–321.
- Saupe, E. E., J. R. Hendricks, R. W. Portell, H. J. Dowsett, A. Haywood, S. J. Hunter, and B. S. Lieberman. 2014. Macroevolutionary consequences of profound climate change on niche evolution in marine molluscs over the past three million years. *Proceedings of the Royal Society of London B* 281:20141995.
- Saupe, E. E., H. Qiao, Y. Donnadieu, A. Farnsworth, A. T. Kennedy-Asser, J.-B. Ladant, D. J. Lunt, A. Pohl, P. Valdes, and S. Finnegan. 2020. Extinction intensity during Ordovician and Cenozoic glaciations explained by cooling and palaeogeography. *Nature Geoscience* 13:65–70.
- Schlanger, S., and H. Jenkyns. 1976. Cretaceous oceanic anoxic events: causes and consequences. *Geologie en mijnbouw* 55:179–184.12016. Testing the limits in a greenhouse ocean: did low nitrogen availability limit marine productivity during the end-Triassic mass extinction? *Earth and Planetary Science Letters* 451:138–148.
- Schoepfer, S. D., T. J. Algeo, P. D. Ward, K. H. Williford and J. W. Haggart. 2016. Testing the limits in a greenhouse ocean: did low nitrogen availability limit marine productivity during the end-Triassic mass extinction? *Earth and Planetary Science Letters* 451:138–148.
- Scotese, C. R. 2016. PALEOMAP PaleoAtlas for GPlates and the PaleoData Plotter Program. PALEOMAP Project. [https://www.earthbyte.org/webdav/ftp/earthbyte/Scotese\\_PaleoAtlas\\_v3.zip](https://www.earthbyte.org/webdav/ftp/earthbyte/Scotese_PaleoAtlas_v3.zip).
- Shen, J., S. D. Schoepfer, Q. Feng, L. Zhou, J. Yu, H. Song, H. Wei, and T. J. Algeo. 2015. Marine productivity changes during the end-Permian crisis and Early Triassic recovery. *Earth-Science Reviews* 149:136–162.
- Smith, A. B., and C. H. Jeffery. 1998. Selectivity of extinction among sea urchins at the end of the Cretaceous period. *Nature* 392:69–71.
- Smith, A. B., and B. Stockley. 2005. The geological history of deep-sea colonization by echinoids: roles of surface productivity and deep-water ventilation. *Proceedings of the Royal Society of London B* 272:865–869.
- Song, H., S. Huang, E. Jia, X. Dai, P. B. Wignall, and A. M. Dunhill. 2020. Flat latitudinal diversity gradient caused by the Permian–Triassic mass extinction. *Proceedings of the National Academy of Sciences USA* 117:17578–17583.
- Song, H., D. B. Kemp, L. Tian, D. Chu, H. Song, and X. Dai. 2021. Thresholds of temperature change for mass extinctions. *Nature Communications* 12:4694.
- Spalding, C., and P. M. Hull. 2021. Towards quantifying the mass extinction debt of the Anthropocene. *Proceedings of the Royal Society of London B* 288:20202332.
- Speijer, R., C. Scheibner, P. Stassen, and A.-M. M. Morsi. 2012. Response of marine ecosystems to deep-time global warming: a synthesis of biotic patterns across the Paleocene–Eocene thermal maximum (PETM). *Austrian Journal of Earth Sciences* 105(1):6–16.
- Storch, D., L. Menzel, S. Frickenhaus, and H. O. Pörtner. 2014. Climate sensitivity across marine domains of life: limits to evolutionary adaptation shape species interactions. *Global Change Biology* 20:3059–3067.
- Sun, Y., M. M. Joachimski, P. B. Wignall, C. Yan, Y. Chen, H. Jiang, L. Wang, and X. Lai. 2012. Lethally hot temperatures during the Early Triassic greenhouse. *Science* 338:366–370.
- Sunday, J. M., A. E. Bates, and N. K. Dulvy. 2012. Thermal tolerance and the global redistribution of animals. *Nature Climate Change* 2:686–690.
- Sunday, J. M., G. T. Pecl, S. Frusher, A. J. Hobday, N. Hill, N. J. Holbrook, G. J. Edgar, *et al.* 2015. Species traits and climate velocity explain geographic range shifts in an ocean-warming hotspot. *Ecology Letters* 18:944–953.
- Tierney, J. E., J. Zhu, M. Li, A. Ridgwell, G. J. Hakim, C. J. Poulsen, R. D. M. Whiteford, J. W. B. Rae, and L. R. Kump. 2022. Spatial patterns of climate change across the Paleocene–Eocene Thermal Maximum. *Proceedings of the National Academy of Sciences USA* 119:e2205326119.
- Torda, G., J. M. Donelson, M. Aranda, D. J. Barshis, L. Bay, M. L. Berumen, D. G. Bourne, *et al.* 2017. Rapid adaptive responses to climate change in corals. *Nature Climate Change* 7:627–636.
- Valdes, P. J., C. R. Scotese, and D. J. Lunt. 2021. Deep ocean temperatures through time. *Climate of the Past* 17:1483–1506.
- Vandenbroucke, T. R. A., P. Emsbo, A. Munnecke, N. Nuns, L. Duponchel, K. Lepot, M. Quijada, F. Paris, T. Servais, and W. Kiessling. 2015. Metal-induced malformations in early Palaeozoic plankton are harbingers of mass extinction. *Nature Communications* 6:1–7.
- Vaquar-Sunyer, R., and C. M. Duarte. 2011. Temperature effects on oxygen thresholds for hypoxia in marine benthic organisms. *Global Change Biology* 17:1788–1797.
- Vellekoop, J., S. Esmeray-Senlet, K. G. Miller, J. V. Browning, A. Sluijs, B. van de Schootbrugge, J. S. Sinninghe Damsté, and H. Brinkhuis. 2016. Evidence for Cretaceous–Paleogene boundary bolide “impact winter” conditions from New Jersey, USA. *Geology* 44:619–622.
- Verberk, W. C. E. P., D. Atkinson, K. N. Hoefnagel, A. G. Hirst, C. R. Horne, and H. Siepel. 2021. Shrinking body sizes in response to warming: explanations for the temperature–size rule with special emphasis on the role of oxygen. *Biological Reviews* 96:247–268.
- Watkins, A. 2023. Scaling procedures in climate science: using temporal scaling to identify a paleoclimate analogue. *Studies in History and Philosophy of Science* 102:31–44.
- Westacott, S., C. J. Hollis, K. Pascher, G. R. Dickens, and P. M. Hull. 2022. Radiolarian size and silicification across the Paleocene–Eocene boundary and into the early Eocene. *Palaeogeography, Palaeoclimatology, Palaeoecology* 609:111287.
- Wiens, J. J., and J. Zelinka. 2024. How many species will Earth lose to climate change? *Global Change Biology* 30:e17125.
- Wignall, P. B. 2016. *The worst of times: how life on earth survived eighty million years of extinctions*. Princeton University Press, Princeton, N.J.
- Williams, J. W., A. Ordóñez, and J.-C. Svenning. 2021. A unifying framework for studying and managing climate-driven rates of ecological change. *Nature Ecology and Evolution* 5:17–26.

- Wing, S. L., G. J. Harrington, F. A. Smith, J. I. Bloch, D. M. Boyer, and K. H. Freeman. 2005. Transient floral change and rapid global warming at the Paleocene–Eocene boundary. *Science* **310**:993–996.
- Winguth, A. M. E., E. Thomas, and C. Winguth. 2012. Global decline in ocean ventilation, oxygenation, and productivity during the Paleocene–Eocene Thermal Maximum: implications for the benthic extinction. *Geology* **40**:263–266.
- Winguth, A. M. E., C. A. Shields, and C. Winguth. 2015. Transition into a hothouse world at the Permian–Triassic boundary—a model study. *Palaeogeography, Palaeoclimatology, Palaeoecology* **440**:316–327.
- Woodhouse, A., A. Swain, W. F. Fagan, A. J. Fraass, and C. M. Lowery. 2023. Late Cenozoic cooling restructured global marine plankton communities. *Nature* **614**:713–718.
- Yasuhara, M., and C. A. Deutsch. 2022. Paleobiology provides glimpses of future ocean. *Science* **375**:25–26.
- Yasuhara, M., and C. A. Deutsch. 2023. Tropical biodiversity linked to polar climate. *Nature* **614**:626–628.
- Yasuhara, M., T. M. Cronin, P. B. deMenocal, H. Okahashi, and B. K. Linsley. 2008. Abrupt climate change and collapse of deep-sea ecosystems. *Proceedings of the National Academy of Sciences USA* **105**:1556–1560.
- Yasuhara, M., G. Hunt, H. J. Dowsett, M. M. Robinson, and D. K. Stoll. 2012. Latitudinal species diversity gradient of marine zooplankton for the last three million years. *Ecology Letters* **15**:1174–1179.
- Yasuhara, M., C.-L. Wei, M. Kucera, M. J. Costello, D. P. Tittensor, W. Kiessling, T. C. Bonebrake, *et al.* 2020. Past and future decline of tropical pelagic biodiversity. *Proceedings of the National Academy of Sciences USA* **117**:12891–12896.
- Zachos, J. C., G. R. Dickens, and R. E. Zeebe. 2008. An early Cenozoic perspective on greenhouse warming and carbon-cycle dynamics. *Nature* **451**:279–283.
- Zeebe, R. E., and P. Westbroek. 2003. A simple model for the CaCO<sub>3</sub> saturation state of the ocean: the “Strangelove,” the “Neritan,” and the “Cretan” Ocean. *Geochemistry, Geophysics, Geosystems* **4**:1104.
- Zurell, D., S. A. Fritz, A. Rönnfeldt, and M. J. Steinbauer. 2023. Predicting extinctions with species distribution models. *Cambridge Prisms: Extinction* **1**:e8.