

Marine Record

Cite this article: Fukuoka T, Fukuda K (2024). The first record of the appearance of green turtles in the winter in a summer-to-autumn habitat in northeast Japan. *Journal of the Marine Biological Association of the United Kingdom* **104**, e111, 1–4. <https://doi.org/10.1017/S0025315424001048>

Received: 11 June 2024
Revised: 21 October 2024
Accepted: 21 October 2024

Keywords:

Chelonia mydas; climate change; distribution shift; increase water temperature; sea turtle; seasonal habitat

Corresponding author:

Takuya Fukuoka;
Email: t.fukuoka2@gmail.com

The first record of the appearance of green turtles in the winter in a summer-to-autumn habitat in northeast Japan

Takuya Fukuoka¹  and Kaito Fukuda²

¹Atmosphere and Ocean Research Institute, The University of Tokyo, Kashiwa, Chiba, Japan and ²Fukuda Marine Research Diving, Ishinomaki, Miyagi, Japan

Abstract

Recent increases in seawater temperature have been predicted to induce a poleward shift in the distribution of marine organisms. This study reports the first record of the winter appearance of green turtles (*Chelonia mydas*) in a habitat restricted to summer and autumn in northeast Japan. One individual was observed by a diver at Tomari-hama on the Oshika Peninsula (38° 21' N, 141° 31' E) on 28 December 2023. Another individual was incidentally captured in a fixed net near Tashiro-jima on the Oshika Peninsula (38° 17' N, 141° 24' E) on 18 April 2024 with a straight carapace length of 41.5 cm and body mass of 6.4 kg. Because previous bycatch surveys show that the earliest and latest appearances of green turtles in this area occurred in late June and late November, respectively, the occurrences reported in this study were two months earlier and one month later. The sea surface temperatures at the time of these observations were 15.9 and 16.0°C, respectively, which are 3.5 and 6.6°C higher than those of normal years. The unexpected winter appearance of green turtles implies an expansion of the habitable period for this species in response to climate change, and it, therefore, emphasizes the need for continued monitoring surveys to collect additional sightings.

Introduction

Increasing seawater temperatures related to climate change have become a major concern in recent years. High water temperatures have been predicted and confirmed to induce a shift in the distribution of marine organisms towards higher latitudes (Sunday *et al.*, 2012; Poloczanska *et al.*, 2013; Hastings *et al.*, 2020). This distribution shift is also expected in sea turtles (Chaloupka *et al.*, 2008; Patricio *et al.*, 2021; Mancino *et al.*, 2023). Green turtles (*Chelonia mydas*) are found worldwide in tropical to temperate waters (Suganuma, 1994; Hirth, 1997). After leaving the nesting beaches in tropical and subtropical areas (Pritchard, 1997), hatchlings use the oceanic waters for several years (Musick and Limpus, 1997). Juvenile turtles with straight and curved carapace lengths (SCL and CCL, respectively) of approximately 20–40 cm change their habitat from oceanic waters to neritic areas (Musick and Limpus, 1997; Seminoff *et al.*, 2015). This ontogenic habitat shift was accompanied by a dietary shift from omnivory to herbivory (Reich *et al.*, 2007; Arthur *et al.*, 2008; Jones and Seminoff, 2013). Green turtles appear in coastal waters when their SCL reaches approximately 40 cm in the Northwest Pacific Ocean (Ishihara, 2012).

The Sanriku Coast (38°55'–39°40' N, 141°40'–142°05' E) is located on the Pacific coast of northeast Japan (Figure 1). This area is a relatively high-latitude habitat for green turtles in the Northwest Pacific Ocean. A bycatch survey, in which sea turtles incidentally caught in commercial fixed nets (one of the fishery methods: see Slack-Smith, 2001) are brought to researchers, has been ongoing since 2005. The survey revealed that juvenile green turtles appear from July to November, peaking from late August to September (Fukuoka *et al.*, 2015). According to mark-recapture studies and satellite tracking, these turtles conduct seasonal migrations of more than 500 km to reach their southern overwintering habitats (Fukuoka *et al.*, 2015). No turtles have been captured in winter, indicating that the Sanriku Coast serves as a seasonal foraging habitat for this species.

The Oshika Peninsula, where the green turtles reported in this study were observed, is located approximately 100 km south of the previously surveyed area on the Sanriku Coast (Figure 1). A new monitoring survey at the Oshika Peninsula has been ongoing since 2017. Although systematic bycatch surveys like those along the Sanriku Coast (e.g. detailed morphometrically measuring, satellite tracking) have not been conducted, information on turtle bycatch has been collected. As a result, it was confirmed that green turtles were caught during late June and late November (personal communication, K. Fukuda). Additionally, sea surface temperature (SST) in this region drops to approximately 7°C during the winter months (February to April). This is below the threshold for cold stunning (<10°C: Milton and Lutz, 2003) and the lethal temperature (<8°C: Witherington and Ehrhart, 1989) for hard-shell sea turtles. The waters surrounding the Oshika Peninsula are, therefore, considered summer to autumn habitats for green turtles, similar to the Sanriku Coast. This study reports the appearance of green turtles during winter in the Oshika Peninsula. This is the first recorded observation of this species in



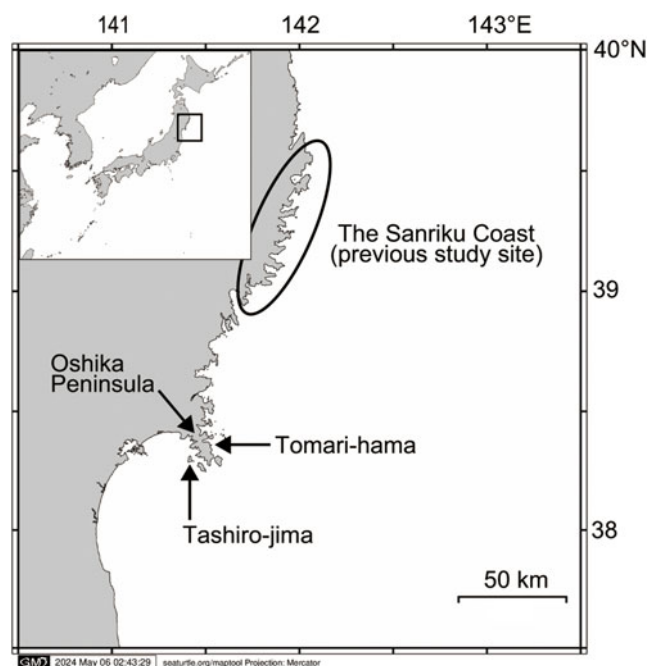


Figure 1. Map of the study site.

winter on the Pacific coast of northeast Japan, which was previously considered a summer to autumn habitat.

Materials and methods

One individual found in the present study was incidentally observed by a diver during a single dive while conducting other research for benthic animals. Another individual was provided by a local fisherman who had cooperated with our bycatch surveys. The latter was measured morphometrically for SCL and body mass (BM). Species of the turtles were identified through diagnostic features including the number of vertebral and coastal scutes, the number of frontal scales, and the shapes of the carapace and head (Hirth, 1997). SST data at turtle observed points were obtained from fixed-point observation buoy via the website of the Miyagi Prefecture Fisheries Technology Institute (<https://suisan-navi.pref.miyagi.jp/>).

Results

One turtle was observed at Tomari-hama on the Oshika Peninsula (38°21' N, 141°31' E) on 28 December 2023 (Figures 1, 2A, Table 1). This turtle was identified as *Chelonia mydas* based on the circle-shaped carapace and relatively small head (Figure 2A). The SST at Enoshima, the nearest observation point (7 km north-east of Tomari-hama), was 15.9°C. In addition, the turtle was observed to be actively swimming (Supplementary Movie S1) and demonstrated no signs of emaciation.

Additionally, another turtle was incidentally captured in a fixed net near Tashiro-jima on the Oshika Peninsula (38°17' N, 141°24' E) on 18 April 2024 (Figures 1, 2B). This turtle was

identified as *Chelonia mydas* based on the presence of five central scutes, four pairs of lateral scutes, and one pair of prefrontal scale (Figure 2B). The SCL and BM of this turtle were 41.5 cm and 6.4 kg, respectively, indicating that this turtle is juvenile (Table 1). The BM of this turtle was lighter than the previous record for green turtles with a similar SCL on the Sanriku Coast (Figure 3), suggesting poor nutritional condition, but the turtle appeared to have sufficient energy left to swim. The SST at the time was 16.0°C. This turtle was released near the fixed net in which bycatch event occurred the following day after attaching Inconel tags for individual identification.

Seasonal changes in SST around the Oshika Peninsula are presented in Figure 4. The SST in late December (Enoshima) and mid-April (Tashiro-jima) is 12.4 and 9.4°C, respectively, in normal years (average on past 30 years). Hence, the SSTs at the time of the turtle observations in this study were 3.5 and 6.6°C higher than normal. These higher SSTs were additionally demonstrated over a wide range (Supplementary Figure 1).

Discussion

To the best of our knowledge, this study is the first report of green turtles observed in winter on the Pacific coast of northeast Japan (> 38° N). Previous records of the earliest and the latest appearances of green turtles on the Oshika Peninsula noted the occurrence in late June and late November, respectively. The occurrences reported in this study were, therefore, two months earlier and one month later. However, the SSTs at the time of turtle observations (15.9 and 16.0°C) are close to the lower limit of the range at which green turtles have been captured on the Sanriku Coast (16–24°C, Fukuoka *et al.*, 2015). The turtle observations in this study, therefore, did not indicate extremely low water temperature conditions. Moreover, the SST remained warmer than normal throughout the winter season (>12°C) and never dropped below the threshold for cold stunning in sea turtles (<10°C: Milton and Lutz, 2003). It is, therefore, possible that the turtles observed in winter were not only transported by currents from the south but also overwintered around northeast Japan.

The exceptionally high SST during this winter is considered to be due to the northward extension of the warm Kuroshio Current, which typically flows below 37° N but reaches the waters off Sanriku (39–40° N). The latest study reports that an unprecedented marine heatwave, characterized by periods of abnormally high seawater temperatures, occurred in northeast Japan in the summer of 2023 (Sato *et al.*, 2024). Because this phenomenon had continued during the subsequent winter, the warm water entered the Oshika Peninsula, disrupting the cold Oyashio Current from the north and resulting in elevated SSTs during the winter. Additionally, there has been a global increase in marine heatwaves and this trend is expected to continue (Hobday *et al.*, 2016; Miyama *et al.*, 2021). It is, therefore, expected that the number of sea turtle cases that occur during unusual seasons will continue to increase. The reported observations of green turtles have been increasing in the northern part of the East China Sea and East (Japan) Sea (~37.5° N) accompanied by increasing seawater temperatures (Kim *et al.*, 2024).

Table 1. Information on observed green turtles at Oshika Peninsula

| Date | Location | Latitude and longitude | Observation method | SCL (cm) | BM (kg) | SST (°C) |
|------------|--------------|---------------------------|--------------------|----------|---------|----------|
| 2023/12/28 | Tomari-hama | 38°21'10" N, 141°31'35" E | Observation | – | – | 15.9 |
| 2024/04/18 | Tashiro-jima | 38°17'25" N, 141°23'56" E | Bycatch | 41.5 | 6.4 | 16.0 |

SCL, Straight carapace length; BM, Body mass; SST, Sea surface temperature.




Figure 2. Green turtle (A) observed at Tomari-hama on 28 December 2023, and (B) incidentally captured in Tashiro-jima on 18 April 2024.

The waters off the Sanriku Coast, including the current study site, are one of the most productive areas in Japan, where cold Oyashio water and warm Kuroshio water interact (Hanawa and Mitsudera, 1987; Sugimoto and Tameishi, 1992). However, with the recent rise in seawater temperature, the annual catch of important cold-water fishery species (e.g. chum salmon (*Oncorhynchus keta*), Japanese sand lance (*Ammodytes japonicus*), Japanese common squid (*Todarodes pacificus*), North Pacific krill (*Euphausia pacifica*)) have declined, while that of warm-water species (e.g. Japanese jack mackerel (*Trachurus japonicus*), hairtail (*Trichiurus lepturus*), red seabream (*Pagrus*

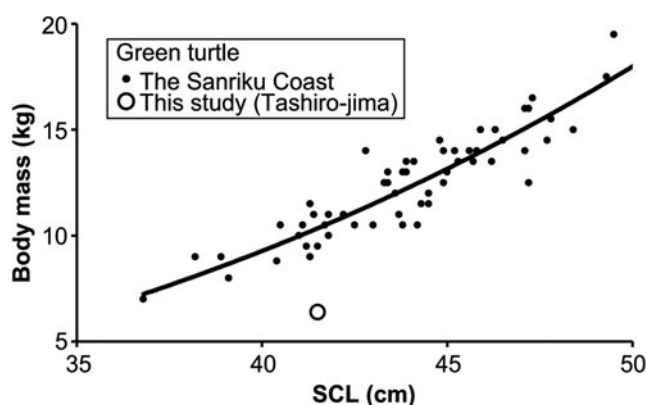


Figure 3. Relationship between straight carapace length (SCL) and body mass (BM). An open circle demonstrates the turtle in this study. The small filled circles indicate the turtles on the Sanriku Coast, and the regression curve is the relationship between SCL and BM (body mass = $1.64 \times 10^{-4} \times \text{SCL}^{2.97}$; Fukuoka *et al.*, 2015).

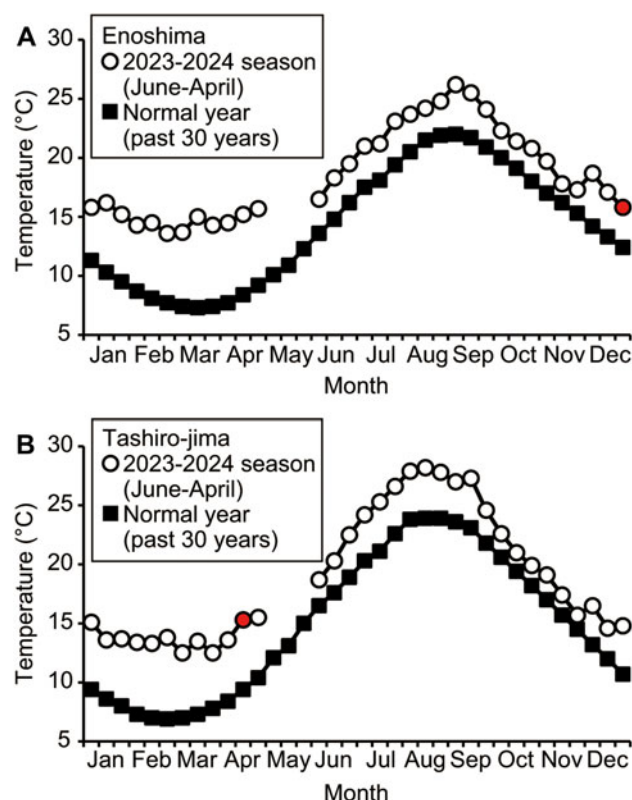


Figure 4. Seasonal changes of SST at (A) Enoshima and (B) Tashiro-jima. Filled squares and open circles indicate the normal year (past 30 years) and the current season, respectively. The red circle indicates the time when green turtles appeared in this study.

major), Japanese blue crab (*Portunus trituberculatus*) have increased in recent years (Takahashi, 2022). It may, therefore, be necessary to consider this case as a distribution shift of marine organisms around the study site. However, we cannot conclude whether this represents a habitat shift based on these two cases of green turtles occurrence. Further cases should be collected on a continuous monitoring survey to reveal this potential trend.

The green turtle is primarily known as an herbivore, according to previous dietary studies (as reviewed by Bjørndal, 1997). In the last decade, the population of green turtles in the Ryukyu archipelago (southern Japan) has increased by approximately 80% (Kameda *et al.*, 2023). As a result, there has been increasing concern about the potential overgrazing of seagrass by the turtles (Takeyama *et al.*, 2014). It is currently unlikely that the presence of a few green turtles in this area for an extended period would have an immediate effect on seaweed and seagrass beds because the Sanriku coastal waters (including the Oshika peninsula) are characterized by an abundance of seaweeds and seagrass (Ministry of the Environment, 2011). However, if the biomass of seaweeds and seagrass significantly decreases due to future changes in the marine environment, overgrazing may occur due to the increased presence of green turtles. It is, therefore, essential to conduct monitoring surveys not only on important fisheries species but also on non-fisheries species, including sea turtles, to evaluate changes in the distribution of marine organisms and their effects on fisheries resources under climate change.

Supplementary material. The supplementary material for this article can be found at <https://doi.org/10.1017/S0025315424001048>.

Acknowledgements. We are grateful to all volunteers from the Fisheries Cooperative Association of Michishita, who turned over the sea turtle in this study. We acknowledge Maptool (<http://www.seaturtle.org/maptool/>) used to generate the map of the study site. We thank 3 anonymous reviewers and

the editor for their valuable comments on this manuscript. We would like to thank Editage (www.editage.jp) for English language editing.

Author Contributions. Takuya Fukuoka conceptualized this study and wrote first draft of manuscript. Kaito Fukuda conducted the field investigation. All authors read and approved the final manuscript.

Financial Support. This study is financially supported by the management expenses of Behavior, Ecology and Observation Systems, the University of Tokyo.

Competing interest. The authors declare none.

Ethical Standards. The present study was incidentally conducted during a tag and release program where loggerhead and green sea turtles were caught by commercial fixed nets as bycatch in the Sanriku Coastal waters and then turned in by fisherman to researchers. The program was performed in accordance with the guidelines of the Animal Ethic Committee of the University of Tokyo, and the protocol of this study was approved by the committee (P23-21).

Data availability statements. The authors confirm that the data supporting the findings of the study are available within the article.

References

- Arthur KE, Boyle MC and Limpus CJ (2008) Ontogenetic changes in diet and habitat use in green sea turtle (*Chelonia mydas*) life history. *Marine Ecology Progress Series* **362**, 303–311.
- Bjorndal KA (1997) Foraging ecology and nutrition of sea turtles. In Lutz PL and Musick JA (eds), *The Biology of sea Turtles*. Boca Raton, Florida: CRC Press, pp. 237–283.
- Chaloupka M, Kamezaki N and Limpus C (2008) Is climate change affecting the population dynamics of the endangered Pacific loggerhead sea turtle? *Journal of Experimental Marine Biology and Ecology* **356**, 136–143.
- Fukuoka T, Narazaki T and Sato K (2015) Summer-restricted migration of green turtles *Chelonia mydas* to a temperate habitat of the northwest Pacific Ocean. *Endangered Species Research* **28**, 1–10.
- Hanawa K and Mitsudera H (1987) Variation of water system distribution in the Sanriku Coastal Area. *Journal of the Oceanographical Society of Japan* **42**, 435–446.
- Hastings RA, Rutterford LA, Freer JJ, Collins RA, Simpson SD and Genner MJ (2020) Climate change drives poleward increases and equatorward declines in marine species. *Current Biology* **30**, 1572–1577.
- Hirth HF (1997) Synopsis of the biological data on the green turtle *Chelonia mydas* (Linnaeus 1758), US Department of the Interior, Fish & Wildlife Service, Vol. 97. Washington DC.
- Hobday AJ, Alexander LV, Perkins SE, Smale DA, Straub SC, Oliver ECJ, Benthuyens JA, Burrows MT, Donat MG, Feng M, Holbrook NJ, Moore PJ, Scannell HA, Gupta AS and Wernberg T (2016) A hierarchical approach to defining marine heatwaves. *Progress in Oceanography* **141**, 227–238.
- Ishihara T (2012) Life history. In Kamezaki N (ed.), *Natural History of Sea Turtles in Japan*. Tokyo: University of Tokyo Press, pp. 57–83.
- Jones TT and Seminoff JA (2013) Feeding biology: advances from field-based observations, physiological studies, and molecular techniques. In Wyneken J, Lohmann KJ and Musick JA (eds), *The Biology of Sea Turtles*, vol. 3. Boca Raton, Florida: CRC Press, pp. 211–247.
- Kameda K, Wakatsuki M, Takase M, Nakanishi Y and Kamezaki N (2023) Apparent survival probability and abundance of juvenile green turtles in the foraging ground at Kuroshima Island, Ryukyu Archipelago. *Endangered Species Research* **50**, 209–215.
- Kim IH, Park IK, Park D, Kim MS, Cho IY, Yang D, Han DJ, Cho E, Shim WJ, Hong SH and An YR (2024) Habitat use of loggerhead (*Caretta caretta*) and green (*Chelonia mydas*) turtles at the northern limit of their distribution range of the Northwest Pacific Ocean. *PLoS ONE* **19**, e0290202.
- Mancino C, Hochscheid S and Maiorano L (2023) Increase of nesting habitat suitability for green turtles in a warming Mediterranean Sea. *Scientific Reports* **13**, 19906.
- Milton SL and Lutz PL (2003) Physiological and genetic responses to environmental stress. In Lutz PL, Musick JA and Wyneken J (eds), *The Biology of Sea Turtles*, vol. 2. Boca Raton, Florida: CRC Press, pp. 163–198.
- Ministry of the Environment (2011) *Marine Biodiversity Conservation Strategy*. Tokyo.
- Miyama T, Minobe S and Goto H (2021) Marine heatwave of sea surface temperature of the Oyashio region in summer in 2010–2016. *Frontiers in Marine Science* **7**, 576240.
- Musick JA and Limpus CJ (1997) Habitat utilization and migration in juvenile sea turtles. In Lutz PL and Musick JA (eds), *The Biology of sea Turtles*. Boca Raton, Florida: CRC Press, pp. 137–163.
- Patrício AR, Hawkes LA, Monsinjon JR, Godley BJ and Fuentes MMPB (2021) Climate change and marine turtles: recent advances and future directions. *Endangered Species Research* **44**, 363–395.
- Poloczanska ES, Brown CJ, Sydeman WJ, Kiessling W, Schoeman DS, Moore PJ, Brander K, Bruno JF, Buckley LB, Burrows MT, Duarte CM, Halpern BS, Holding J, Kappel C V, O'Connor MI, Pandolfi JM, Parmesan C, Schwing F, Thompson SA and Richardson AJ (2013) Global imprint of climate change on marine life. *Nature Climate Change* **3**, 919–925.
- Pritchard PCH (1997) Evolution, phylogeny, and current status in the biology of sea turtles. In Lutz PL and Musick JA (eds), *The Biology of Sea Turtles*. Boca Raton, Florida: CRC Press, pp. 1–28.
- Reich KJ, Bjorndal KA and Bolten AB (2007) The 'lost years' of green turtles: using stable isotopes to study cryptic lifestages. *Biology Letters* **3**, 712–714.
- Sato H, Takemura K, Ito A, Umeda T, Maeda S, Tanimoto Y, Nonaka M and Nakamura H (2024) Impact of an unprecedented marine heatwave on extremely hot summer over Northern Japan in 2023. *Scientific Reports* **14**, 16100.
- Seminoff JA, Allen CD, Balazs GH, Dutton PH, Eguchi T, Haas HL, Hargrove SA, Jensen MP, Klemm DL, Lauritsen AM, MacPherson SL, Opay P, Possardt EE, Pultz SL, Seney EE, Van Houtan KS and Waples RS (2015) Status review of the green turtle (*Chelonia mydas*) under the U.S. Endangered Species Act. NOAA Technical Memorandum NMFS. <https://doi.org/10.13140/RG.2.1.3943.8884>
- Slack-Smith RJ (2001) *Fishing with Traps and Pots*. Rome, Italy: Food and Agriculture Organization of the United Nations.
- Suganuma H (1994) *Basic Report of Rare Wild Aquatic species of Japan: Green Sea Turtle*. Tokyo, Japan: Japan Fisheries Resource Conservation Association.
- Sugimoto T and Tameishi H (1992) Warm-core rings, streamers and their role on the fishing ground formation around Japan. *Deep Sea Research Part A* **39**, S183–S201.
- Sunday JM, Bates AE and Dulvy NK (2012) Thermal tolerance and the global redistribution of animals. *Nature Climate Change* **2**, 686–690.
- Takahashi K (2022) Fish species alternation by sea water temperature rise around Sanriku coast, Japan. *JAFIC Technical Review* **1**, 1–12.
- Takeyama K, Kohno H, Kuramochi T, Iwasaki A, Murakami T, Kenshi K, Ukai A and Nakase K (2014) Distribution and growth condition of *Enhalus acoroides* in Iriomote Island. *Annual Journal of Civil Engineering in the Ocean* **70**, 1068–1073.
- Witherington BE and Ehrhart LM (1989) Hypothermic stunning and mortality of marine turtles in the Indian river lagoon system, Florida. *Copeia* **1989**, 696–703.