



# Multidimensional outcome of first-episode psychosis: a network analysis<sup>‡</sup>

Manuel J Cuesta<sup>1,2</sup> , Gustavo J Gil-Berrozpe<sup>1,2</sup>, Ana M Sánchez-Torres<sup>2,3</sup> ,  
Lucía Moreno-Izco<sup>1,2</sup>, Elena García de Jalón<sup>2,4</sup>, Víctor Peralta<sup>2,4</sup> and  
SEGPEPs Group\*

## Original Article

**Cite this article:** Cuesta, M. J., Gil-Berrozpe, G. J., Sánchez-Torres, A. M., Moreno-Izco, L., García de Jalón, E., Peralta, V., & SEGPEPs Group (2025). Multidimensional outcome of first-episode psychosis: a network analysis. *Psychological Medicine*, **55**, e29, 1–13  
<https://doi.org/10.1017/S0033291724003465>

Received: 01 July 2024

Revised: 28 November 2024

Accepted: 30 November 2024

### Keywords:

First-episode psychosis; schizophrenia;  
network analysis; outcome measures; recovery

### Corresponding author:

Manuel J. Cuesta;

E-mail: [mcuestaz@cfnavarra.es](mailto:mcuestaz@cfnavarra.es)

\*SEGPEPs Group: Ballesteros A, Janda L, Peralta D, Ribeiro M, Rosero A, Giné-Servén E, Zarzuela A, Rosado E, Ansorena X, Chato J

<sup>‡</sup>This article has been updated since its original publication. A notice detailing the changes can be found here: <https://doi.org/10.1017/S0033291725101098>

<sup>1</sup>Department of Psychiatry, Hospital Universitario de Navarra, Pamplona, Spain; <sup>2</sup>Navarra Institute for Health Research (IdiSNA), Pamplona, Spain; <sup>3</sup>Departament of Health Sciences, Universidad Pública de Navarra (UPNA), Pamplona, Spain and <sup>4</sup>Mental Health Department, Servicio Navarro de Salud, Pamplona, Spain

## Abstract

**Background.** Few studies have examined the long-term outcomes of first-episode psychosis (FEP) among patients beyond symptomatic and functional remission. This study aimed to broaden the scope of outcome indicators by examining the relationships between 12 outcomes of FEP patients at 20.9 years after their initial diagnosis.

**Methods.** At follow-up, 220 out of 550 original patients underwent a new assessment. Twelve outcomes were assessed via semistructured interviews and complementary scales: symptom severity, functional impairment, personal recovery, social disadvantage, physical health, number of suicide attempts, number of episodes, current drug use, dose-years of antipsychotics (DYAs), cognitive impairment, motor abnormalities, and DSM-5 final diagnosis. The relationships between these outcome measures were investigated using Spearman's correlation analysis and exploratory factor analysis, while the specific connections between outcomes were ascertained using network analysis.

**Results.** The outcomes were significantly correlated; specifically, symptom severity, functioning, and personal recovery showed the strongest correlations. Exploratory factor analysis of the 12 outcomes revealed two factors, with 11 of the 12 outcomes loading on the first factor. Network analysis revealed that symptom severity, functioning, social disadvantage, diagnosis, cognitive impairment, DYAs, and number of episodes were the most interconnected outcomes.

**Conclusion.** Network analysis provided new insights into the heterogeneity between outcomes among patients with FEP. By considering outcomes beyond symptom severity, the rich net of interconnections elucidated herein can facilitate the development of interventions that target potentially modifiable outcomes and generalize their impact on the most interconnected outcomes.

## Introduction

First-episode psychosis (FEP) can lead to a wide range of illness trajectories that may be determined by premorbid conditions, concurrent intervening factors, access to specialized care, and adherence to treatment (Cuesta, 2023). FEP is more of a general descriptive term rather than a specific, and a relapsing–remitting pattern is the typical outcome in most FEP patients (Peralta et al., 2022; Tramazzo et al., 2024).

In many cases, the onset of FEP is insidious; up to 74% of FEP patients have a prodromic phase (Benrimoh et al., 2024). However, a small subset of them with a brief psychotic disorder diagnosis can have an acute onset within hours or a few weeks (Ajnakina et al., 2017; Fusar-Poli et al., 2022). Strategies to reduce the time to intervention in FEP patients are critical since the duration of untreated illness (DUP) is strongly related to more severe symptoms and a lower likelihood of remission at follow-up (Howes et al., 2021). Once the illness began, longitudinal studies revealed that deterioration can occur within 3–5 years of FEP diagnosis, a period of time known as “the critical period,” and may endure over time (Hansen et al., 2023; O’Keeffe et al., 2019; Peralta et al., 2022; Starzer et al., 2023).

Clinical remission of symptoms has been the most commonly outcome of FEP, although there is growing evidence to support research on psychosocial functioning and personal recovery measures to better account for the heterogeneity of FEP outcomes (Peralta et al., 2022). Personal recovery is a relatively new domain usually neglected in outcome studies and it showed only small to medium significant associations with clinical recovery (Van Eck et al., 2018a). However, the inclusion of the patient’s perspective not only may enable a better capture of the own process of recovery (Felix et al., 2024) but it may also help in understanding the heterogeneity of outcomes of FEP patients (Griffiths et al., 2022; Shanks et al., 2013).

At least eight additional intervening processes may also influence the course of FEP patients. First, a continued cannabis use after the onset of psychosis may favor adverse outcomes, such as

© The Author(s), 2025. Published by Cambridge University Press. This is an Open Access article, distributed under the terms of the Creative Commons Attribution licence (<http://creativecommons.org/licenses/by/4.0>), which permits unrestricted re-use, distribution and reproduction, provided the original article is properly cited.



increased relapse rates, lengthier hospital stays, and more severe positive symptoms (Schoeler *et al.*, 2016). Second, the number of episodes is a strong predictor factor of poor outcome (Solmi *et al.*, 2023). Third, cumulative doses of antipsychotic drugs showed evidence of associations with a generalized decrease in grey matter volume (Fusar-Poli *et al.*, 2013; Haijma *et al.*, 2013). Fourth, the close relationship between mental and physical health has a significant impact on FEP patients' outcomes over time. FEP patients in psychosis may resist seeking medical attention, which raises their risk of physical comorbidities (Correll *et al.*, 2022). Fifth, FEP patients are highly vulnerable to social exclusion, which increase their poor prognosis and drift to other forms of disadvantage (Peralta *et al.*, 2024). Sixth, suicide trajectories have relevance for prognosis since persistence or worsening of suicidal ideation and behaviors during follow-up may lead to poor outcomes in FEP patients (Gohar *et al.*, 2023). Seventh, cognitive impairment is a central feature of psychosis and the magnitude of the deficit is associated with poor outcome measures, such as negative symptoms, social and vocational outcomes and loss of gainful employment (Cuesta *et al.*, 2018; Ferruccio *et al.*, 2021; Peralta & Cuesta, 2017a). Eighth, despite neuromotor domain has been scarcely studied, there is strong evidence supporting that baseline neurological soft-signs predict poor functional or symptomatic outcome in FEP patients (Cuesta *et al.*, 2018; Peralta & Cuesta, 2017b).

Taken together, the outcomes of FEP can be better understood from a dynamic, multidimensional process whereby multiple risk factors and protective factors interact over time (Power, 2017) and widening the scope of research to include other outcome measures may enhance personalized care in FEP patients (Cuesta *et al.*, 2022).

Thus, the next step in this line of research is to examine the interrelationships of 12 outcome measures at the long-term follow-up of FEP patients and to analyze the interdependence of outcomes using network analysis. Network analysis does not assume underlying latent causes (Borsboom *et al.*, 2021) among outcome measures, such as factor analysis. Instead, network analysis computes and displays a representation of potential causal links between outcomes that lead to their co-occurrence (Christensen & Golino, 2021).

The 12 outcome measures were as follows: symptom severity, functioning, personal recovery measures, social disadvantage, physical disability, drug abuse status, the number of suicide attempts, the number of episodes, the lifetime antipsychotic exposure, a final DSM-5 diagnosis, a global cognitive score, and a motor score. Additionally, the interconnections of every relevant outcome measure were examined to determine their net interconnections.

## Methods

### Sample

The participants were recruited drawn from the SEGPEPS study (Estudio de seguimiento de Primeros Episodios de Psicosis de Navarra), which was a longitudinal cohort study of consecutively admitted patients with FEP between 1990 and 2008. This cohort was prospectively reassessed across multiple domains (the data were collected from 2018 to 2021). A total of 243 of the 510 patients who were evaluated at baseline (46.4% of the initial sample and 57.3% of the survivors) were successfully followed up and were thus included in the study.

The inclusion criteria were as follows: a) a diagnosis of FEP in accordance with either the DSM-III-R or DSM-IV criteria; b) aged between 15 and 65 years; c) living in the hospital's catchment area; d) completing a 6-month assessment after discharge; e) availability

of close relatives to provide general background information; and f) signed a written informed consent. The exclusion criteria were as follows: a) a history of major medical or neurological conditions, b) a suspected or confirmed diagnosis of drug-induced psychosis, and c) an IQ less than 70, which indicated an intellectual disability. A full description of the SEGPEPS study has been described elsewhere (Peralta *et al.*, 2021).

Written informed consent was provided by each participant, and if applicable, their legal representatives. Ethical approval was obtained from the local ethical committee. The authors declare that all the methods used in this work complied with the ethical requirements of the institutional and national committees on human experimentation.

### Assessment methodology and raters

Participants were evaluated by the senior authors (VP or MJC) at the time of FEP. Two trained psychiatrists who are highly skilled at assessing psychosis (LMI and EGJ) conducted direct interviews with patients as well as a close informant or a relative and carried out patient assessments. We attempted to track down the participants following a three step-strategy. First, phone and postal mail to patients. Second, two months after the initial contact attempt, those who did not reply were approached either directly or through their general practitioner or treating psychiatrist. Third, we accessed to the General Register Office and electronic health information to find deceased patients. The interviewers were blinded to the participant's baseline data. At follow-up, patients' diagnoses were updated based on the DSM-5 criteria<sup>15</sup> after considering all the information collected via the Comprehensive Assessment of Symptoms and History (CASH) (Andreasen *et al.*, 1992) and the information obtained from specific assessment instruments to account for relevant variables not included in the CASH.

A Life Chart Schedule (LCS) for each subject that includes lifetime symptoms, functioning scores, and other illness-related variables, such as medication history, medical and psychiatric comorbidities, drug abuse, significant life events, and service use over the course of the illness, was drawn from the Past and Lifetime History sections of the CASH. Clinical records from the Navarra health service's computerized database, which houses the registry of all public medical and mental health services, were used as the additional sources of information.

### Multidimensional assessment of outcomes

Twelve outcomes were assessed at the end of the follow-up period. These outcomes were examined separately, but some overlap was acceptable. Briefly, symptom severity was evaluated by adding the total positive, negative, depression, mania, and catatonia global rating scores of the CASH. Functional recovery was evaluated using the total score of the Social and Occupational Functioning Assessment Scale (SOFAS) from the past year (Goldman *et al.*, 1992, p. 201). Personal recovery was evaluated using the total score of the Questionnaire on the Process of Recovery (QPR-15). The QPR has good psychometric properties (reliability and validity), and their scorings showed substantial correlation with relevant personal aspects of FEP patients in the recovery process, such as empowerment, quality of life, and overall psychological well-being (Law *et al.*, 2014; Leendertse *et al.*, 2018; Shanks *et al.*, 2013). Social disadvantage (SocDis) was evaluated using a composite score that included the sum of the following dichotomous variables: single status, living with one's own family, owner of one's own home, skilled or specialized profession, paid work, and documented

psychiatric disability. Physical disability (PhyDis) was evaluated using a composite score that included the sum of the following dichotomized variables: metabolic syndrome criteria (Sm et al., 2005), more than one associated medical illness, and the EQ-5D subjective thermometer-like visual analogue scale (a cut-off score of  $\geq 50$  on the Euroqol 5D) (Herdman et al., 2011).

The drug abuse status outcome was assessed at the end of follow-up using the Addiction Severity Index (McLellan et al., 1992), which assesses all drugs except alcohol and tobacco. The number of suicide attempts (SuicAtt) and the number of episodes (Episod) were recorded throughout the follow-up by calculating the means of the LCS. Lifetime antipsychotic exposure was measured using the dose-years of antipsychotics (DYAps), which is defined as the product of the dose and the time on that dose (in years) (Andreasen et al., 2010). Each patient received a score of belonging based on the final DSM-5 diagnosis, which was clustered into three groups: schizophrenia or schizoaffective disorder (score of 3), bipolar or affective disorder (score of 2), and other psychoses (score of 1).

The total score on the Screen for Cognitive Impairment in Psychosis (SCIP) (Pino et al., 2008) was examined as a cognitive outcome. The motor score was obtained from the sum of dichotomized scores on parkinsonism (Simpson & Angus, 1970), akathisia (Barnes, 1989), dyskinesia (Guy et al., 1986), and the total catatonia score on the CASH. The total scores on the four scales were subjected to a median split.

### Statistical analyses

We first conducted univariate analysis to examine differences in sociodemographic and psychopathological variables between patients who completed follow-up and those who did not complete follow-up ( $\chi^2$  or ANOVA tests).

We used Spearman correlations and exploratory factor analysis with Oblimin rotation to gain insights into the interactions and latent constructs of outcome measures. A heatmap of correlations was constructed, and the Bonferroni correction was applied ( $0.05/66$ ;  $r = 0.024$ ,  $p \leq 0.0007$ ).

Given that our main aim was the examination of the direct interrelationships between every pair of outcomes a network analysis was carried out. Network analysis is a powerful statistical methodology for examining the interrelationships between complex systems in psychiatric research (Borsboom, 2017). This approach focuses on the dynamic nature of mental diseases as systems and allows for inferences regarding the underlying mechanisms of psychopathology and other domains in psychosis (Galderisi et al., 2020; Gil-Berrozpe et al., 2023; Peralta et al., 2020). Regularized partial correlation (using group least absolute shrinkage and selection operator (gLASSO) with extended Bayesian information criteria (EBIC) model selection was used to estimate the network architecture. A weighted network structure can be used to visualize partial correlations. Each node in the network represents an outcome, and each edge indicates the relationship between two outcomes once all other variables have been controlled. The partial correlation coefficients are the edge weights.

Centrality indices (betweenness, closeness, strength, and expected influence) were computed to measure the significance of every node in the network. The strength is determined by summing all the edge weights that are directly connected to a node. The betweenness is determined based on the number of times a node appears on the shortest path linking the two other nodes. Closeness is the inverse of

the weighted sum of the distances from all the other nodes in the network. It measures the ease with which a given node can connect with every other node. The strength of a given node is the sum of the weights of its connections. The expected influence measure is conceptually equivalent to strength, although it accounts for the real value (positive or negative) of edges. To ensure the validity of the findings, edge and centrality stability were assessed using nonparametric and case-dropping bootstrapping approaches (Borsboom et al., 2021; Epskamp et al., 2017). In addition, to quantify the stability of the centrality estimates, we employed the correlation stability coefficient (CS coefficient). Coefficients greater than 0.25 are recommended, but it is preferred for them to be greater than 0.50.

All the statistical analyses were conducted using R statistical software by means of qgraph, Bootnet (R Core Team 2016), and JASP statistical software (JASP v 0.18.1.0).

### Results

The baseline FEP cohort comprised 510 patients, and 243 (47.6%) completed the follow-up assessments. The primary clinical and demographic factors did not differ between the followed-up and non-followed-up participants, except for the mean age, which was significantly younger in the follow-up sample (Peralta et al., 2022). The final sample for this study consisted of 220 patients because 23 patients did not undergo cognitive examination (SCIP) (Table 1).

### Spearman correlations

An examination of the matrix of correlations revealed that most outcome measures were strongly associated with one another, and most of the correlations remained significant after the Bonferroni correction (Table 2). Symptom-related and functioning measures were significantly associated with the other outcome measures, except for Abuse. Personal recovery was significantly associated with 10 out of the 12 outcome measures, and SocDis was significantly associated with all but three of the outcome measures (Abuse, Episod, and SuicAtt). PhyDis was not associated with SocDis, abuse, or Episod. Abuse was not significantly associated with any outcome measures. Episod was significantly associated with symptoms, functioning-related SocDis, SuicAtt, DYAps, and SCIP. SuicAtt was associated with symptom severity, functioning-related personal recovery, and Episod. DYAps was associated with all measures except abuse. The final DSM 5 diagnosis was associated with symptom severity, functioning, personal recovery, SocDis, DYAps and SCIP. SCIP was associated with all outcomes except Episod and SuicAtt. The motor score was associated with all outcome measures except for PhyDis, abuse, Episod, number of suicide attempts, and SCIP (Table 2).

### Exploratory factor analysis of the 12 outcomes

Exploratory factor analysis was conducted using a primary axis and oblique rotation (Oblimin) to identify the latent variable structure and investigate the relationships between the outcomes. Visual examination of the scree plot revealed that a two-factor solution (eigenvalue  $\geq 1.3$ ) best fit the observed data. This solution explains 42.8% of the variance. Eleven of the 12 outcomes loaded on the first factor; Episod was the one outcome that loaded onto the second factor (Table 3).

**Table 1.** Sociodemographic, clinical, diagnostic, and neurocognitive characteristics of the long-term follow-up of first-episode patients ( $N = 220$ )

	Mean	SD
Age, y	47.9	10.2
Gender, <i>n</i> (male/female)	123/97	
Single status, <i>n</i> (yes/no)	152/68	
Socioeconomic status score (1–5)	3.02	0.7
Education, years	11.4	3.3
Follow-up, y	20.6	5.4
Diagnosis, <i>n</i> (%):		
Schizophrenia	99 (45.0)	
Schizophreniform disorder	6 (2.7)	
Brief psychotic disorder	17 (7.7)	
Delusional disorder	3 (1.4)	
Schizoaffective disorder	38 (17.3)	
Mania/bipolar disorder	39 (17.7)	
Major depressive disorder	9 (4.1)	
Psychotic disorder NOS	9 (4.1)	
<b>Outcome measures*</b>		
Symptom severity	9.59	8.1
Functioning	63.89	20.7
Personal recovery	43.13	11.0
Social disadvantage	1.90	1.6
Physical disadvantage	0.86	0.9
Drugs abuse	1.35	1.83
Number of episodes	7.69	7.9
Number of suicide attempts	1.09	2.8
Dose-Years antipsychotics	53.37	43.6
DSM 5 diagnosis (3 groups)	1.76	0.7
SCIP total score	59.86	20.6
Neuromotor total score	1.36	0.7

Note: SCIP, cognitive score (the screen for cognitive impairment in psychiatry)

\*= See Methods for a description of the composition of the outcome measures.

### Network analysis

The network structure is shown in Figure 1. Network analysis revealed a high degree of interconnectedness among the 12 outcome measures without isolated nodes. The regularized network retained 69.6% of all possible edges (46/66). The CS coefficient of strength was 0.67, suggesting the stability of the network and that the centrality indices can be reliably interpreted (Figure 2). Edge-weight accuracy indices with confidence intervals overlap, thus suggesting that they are not significantly different from one another. However, betweenness tends to be less stable than closeness and strength, as the sample size was decreasing at random to retain, with 95% certainty, a correlation coefficient of at least 0.7 between the sample's centrality indices and case-dropped bootstraps' centrality indices (Epskamp *et al.*, 2018) (Supplemental Figure 1).

The most significant nodes in the network graph with respect to their strength and expected influence were symptom severity,

functioning, SocDis, diagnosis, SCIP, DYApS, and number of episodes. Nonetheless, visual inspection of the network revealed a rich network of interconnections between these main outcome measures and the others (Figure 1).

The highest degree of interconnectedness was observed for symptom severity regarding functioning and personal recovery (0.413 and 0.323, respectively) (see Figure 1 and Supplementary Table 1 for the weight matrix between outcome measures). Moreover, symptomatic recovery and functioning showed a high degree of interconnectedness with diagnosis and SCIP scores (0.291 and 0.179 direct associations, respectively) but a lesser degree of interconnectedness with Episod, SocDis, and motor score. Personal recovery showed a high degree of interconnectedness with symptomatic and functioning outcomes (0.323 and 0.118, respectively) (Supplementary Table 1).

Episod showed a strong inverse connection with diagnosis in the network graph, which indicates that non-schizophrenia patients have a high number of episodes (0.116), since higher scores at diagnosis reflect schizophrenia diagnosis and lower scores on affective and other psychoses.

The final DSM 5 diagnosis showed strong relationships with symptomatic recovery, duration of antipsychotic drug use, SocDis, and functioning and strong and inverse relationships with Episod. The cognitive score (SCIP total score) revealed strong associations with DYApS, PhyDis, symptomatic recovery, and functioning.

DYApS also showed direct associations with the final diagnosis and SCIP in addition to the associations with outcomes of SocDis and Episod.

SocDis was directly associated with DYApS and Episod. PhyDis was positively associated with SCIP and SuicAtt. Drug abuse was weakly and directly associated with DYApS, SCIP, and PhyDis and inversely associated with Episod and SocDis. Episod showed a strong inverse relationship with the final diagnosis and a direct association with SuicAtt. SuicAtt showed strong associations with Episod and PhyDis and a weaker relationship with SCIP. In addition, the motor node was interrelated with Episod, SocDis, SCIP, DYApS, symptom severity, functioning, final diagnosis and PhyDis.

### Discussion

This study aimed to broaden the scope of measures for the assessments of the long-term outcome of FEP patients by examining the interrelationships between symptom severity, functioning, personal recovery outcomes, and nine other complementary outcome measures. The key findings were as follows. First, most of the outcomes examined herein were significantly intercorrelated, and symptom severity, functioning, and personal recovery showed the strongest correlations (Spearman correlation coefficients  $\geq 0.59$ ) with the other measures. Second, an exploratory factor analysis of the 12 outcomes revealed a two-factor model, with 11 of the 12 outcomes loaded onto one factor and the one remaining outcome (Episod) loaded onto the second factor. Third, network analysis showed that symptom severity, functioning, SocDis, diagnosis, SCIP, DYApS, and Episod were the most interconnected outcome measures. This finding enabled a better understanding of the heterogeneity of outcomes in FEP patients.

Although most of the outcome measures examined here showed strong relationships and high shared variance when analysed using correlation and factor analyses, only network analysis enabled the extraction of specific interconnections between nodes by partializing the influence of the remaining network nodes.



**Table 2.** Heatmap of Spearman's coefficients correlations between long-term outcome measures of FEP patients

	Symp	Funct	Recov	SocDis	PhyDis	Abuse	Episod	SuicAtt	DYApS	Diagn	SCIP	Motor
Symp		0.829	0.65	0.583	0.278	0.051	0.348	0.321	0.562	0.544	0.569	0.318
Funct	0.829		0.59	0.65	0.357	0.062	0.362	0.274	0.586	0.519	0.57	0.309
Recov	0.65	0.59		0.401	0.328	0.066	0.211	0.205	0.42	0.339	0.459	0.241
SocDis	0.583	0.65	0.401		0.208	-0.021	0.291	0.197	0.58	0.451	0.4	0.286
PhyDis	0.278	0.357	0.328	0.208		0.136	0.237	0.135	0.305	0.118	0.328	0.193
Abuse	0.051	0.062	0.066	-0.021	0.136		0.02	0.037	0.135	0.021	0.193	0.045
Episod	0.348	0.362	0.211	0.291	0.237	0.02		0.372	0.408	-0.079	0.297	0.227
SuicAtt	0.321	0.274	0.205	0.197	0.135	0.037	0.372		0.228	0.077	0.17	0.068
DYApS	0.562	0.586	0.42	0.58	0.305	0.135	0.408	0.228		0.435	0.546	0.303
Diagn	0.544	0.519	0.339	0.451	0.118	0.021	-0.079	0.077	0.435		0.252	0.099
SCIP	0.569	0.57	0.459	0.4	0.328	0.193	0.297	0.17	0.546	0.252		0.266
Motor	0.318	0.309	0.241	0.286	0.193	0.045	0.227	0.068	0.303	0.099	0.266	

\*=Bonferroni correction ( $r = 0.024$ ,  $p \leq 0.0007$ )

Notes: Symp, Symptomatic severity; Funct, Functioning; Recov, personal recovery; SocDis, social disadvantage; PhyDis, physical disadvantage; Abuse, drugs abuse; SuicAtt, number of suicide attempts; Episod, number of episodes; DYApS, dose-years of antipsychotics drugs; Diagn, final DSM 5 diagnosis (categorized as follows: 1 = Other Psychosis; 2 = Bipolar and affective psychosis; 3 = Schizophrenia and Schizoaffective disorders); SCIP, SCIP total score; Motor: Sum of the scores of motor scales

Symptom severity and functioning merged as central nodes of the network because of their strong interconnectedness, although the network analysis displayed a rich net of specific links between the 12 outcome measures.

Functioning showed strong association with cognitive impairment but this association was lower than with symptom severity. This result could be at first instance unexpected because there is consistent evidence that reality distortion dimension and disorganization dimensions showed respectively weak and moderate associations with cognitive impairment (Dominguez et al., 2009; Galderisi et al., 2009). However, our symptom severity score was made up of all psychopathological dimensions including negative symptoms that have strong associations with cognitive impairment in FEP patients (Zhang et al., 2024).

Symptom severity and functioning showed consistent but weaker connections with personal recovery, thus providing evidence that personal recovery is conceptually different but maintains strong links to these variables (Leamy et al., 2011; Morgan et al., 2021; O'Keeffe et al., 2019; Van Eck et al., 2018b). Even in cases of severe psychotic symptoms, patients frequently report positive personal recovery based on their individual experience (Anthony, 1993; Van Eck et al., 2018b). This discrepancy between self-reports and behavioral assessments may be due to the distinct response

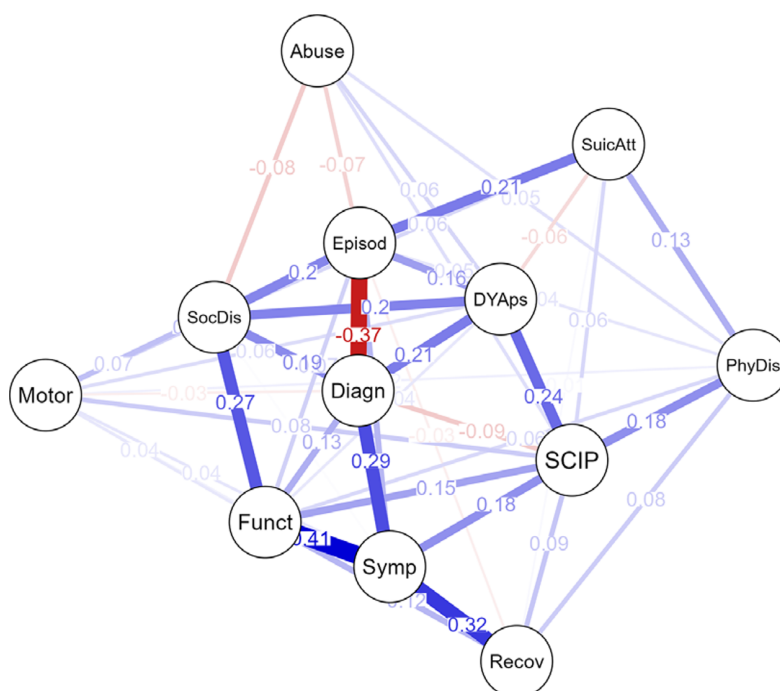
processes that are often non-coincident in a single construct (Dang et al., 2020). Despite an increasing amount of evidence suggesting that personal recovery is a crucial outcome for FEP patients (Leamy et al., 2011; Morgan et al., 2021; O'Keeffe et al., 2019; Van Eck et al., 2018b), it has been neglected in pharmacological studies (Bécharé et al., 2024). In fact, the primary justification for FEP patients to continue antipsychotics is their effectiveness, whereas the main justification for quitting antipsychotics is their side effects (Ae et al., 2023). However, in only 19% of patients with schizophrenia, a decrease in psychotic symptoms is a good enough reason to continue taking antipsychotics when personal recovery is defined as the study's primary goal (Leamy et al., 2011).

Impaired social functioning is a long-term core outcome in patients with schizophrenia and related disorders (Velthorst et al., 2017). Under the umbrella of the social domain, different terms, such as social functioning (Goldman et al., 1992, p. 201), primary and secondary negative symptoms (Galderisi et al., 2018; Giordano et al., 2022), social exclusion (Peralta et al., 2024), social disability and social disconnection (Green et al., 2018), and non-social and social cognition (Green et al., 2019), have been investigated. SocDis examined in our study was mainly based on economic and residential independence and employment status (Huxley et al., 2021; Warner, 1994, 2009), thus differentiating this variable

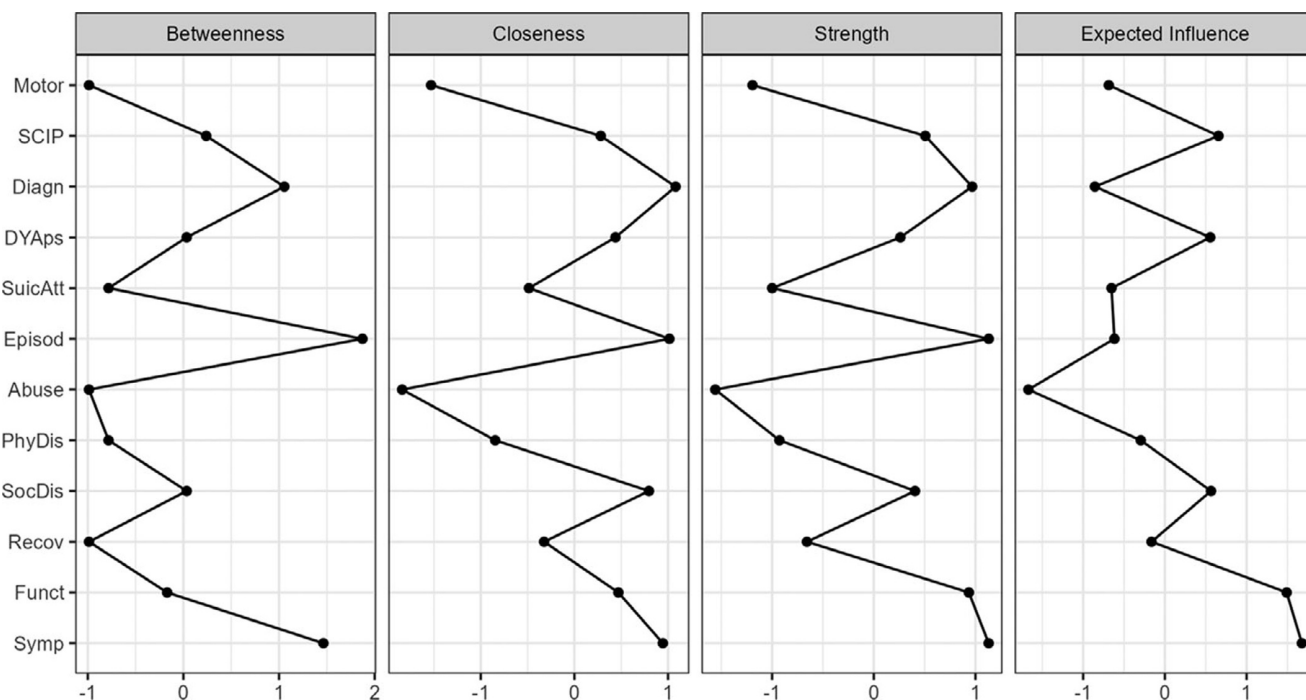
**Table 3.** Exploratory factor analysis of the 12 long-term outcome measures of FEP patients (Oblimin rotation): Factor characteristics and rotated matrix structure

Factor characteristics							
	Eigenvalues	SumSq. loadings	Unrotated solution Proportion var.	Cumulative	SumSq. loadings	Rotated solution proportion var.	Cumulative
Factor 1	4.570	4.125	0.344	0.344	3.910	0.326	0.326
Factor 2	1.322	1.010	0.084	0.428	1.223	0.102	0.428
Factor loadings (structure matrix)							
	Factor 1			Factor 2			
Symp	0.867			0.278			
Funct	0.905			0.319			
Recov	0.685						
SocDis	0.667			0.273			
PhyDis	0.385			0.210			
Abuse							
Episod	0.329			0.999			
SuicAtt				0.343			
DYApS	0.637			0.286			
Diagn	0.526						
SCIP	0.675			0.220			
Motor	0.370			0.227			

Notes: Symp, Symptomatic severity; Funct, Functioning; Recov, personal recovery; SocDis, social disadvantage; PhyDis, physical disadvantage; Abuse, drugs abuse; SuicAtt, number of suicide attempts; Episod, number of episodes; DYApS, dose-years of antipsychotics drugs; Diagn, final DSM 5 diagnosis (categorized as follows: 1 = Other Psychosis; 2 = Bipolar and affective psychosis; 3 = Schizophrenia and Schizoaffective disorders); SCIP, SCIP total score: Motor: Sum of the scores of motor scales



**Figure 1.** Network analysis of the 10 measures of outcome at the long-term follow-up of FEP patients. *Note:* Symp, symptom severity; Funct, functioning (SOFAS total score of the last year); Recov, QPR-15 total score; SocDis, social disadvantage score; PhyDis, physical disadvantage score; Abuse, ASI (Addiction Severity Index) total score last year; Episod, number of episodes; SuicAtt, number of suicide attempts; DYApS, dose-years of antipsychotic drugs; Diagn, DSM 5 final diagnosis (three groups); SCIP, cognitive score (the screen for cognitive impairment in psychiatry; Motor, motor abnormalities).



**Figure 2.** Centrality indexes of the network. *Note:* Symp, symptom severity; Funct, Functioning (SOFAS total score of the last year); Recov, QPR-15 total score; SocDis, social disadvantage score; PhyDis, physical disadvantage score; Abuse, ASI (Addiction Severity Index) total score last year; Episod, number of episodes; SuicAtt, number of suicide attempts; DYApS, dose-years of antipsychotic drugs; Diagn, DSM 5 final diagnosis (three groups); SCIP, cognitive score (the screen for cognitive impairment in psychiatry; Motor, motor abnormalities).

from an individual's level of social and occupational functioning (Goldman et al., 1992). Both domains were strongly connected in our network, but they also showed a differentiated pattern of

connections, such as the link between SocDis and DYApS. This interconnection may substantiate findings in the literature reporting better functioning and work performance in patients taking low

doses of antipsychotics (APs) or patients taking no APs (Harrow *et al.*, 2017; Wunderink *et al.*, 2009). In addition, it is very common that higher doses of APs are prescribed for treatment-resistant patients (Hegarty *et al.*, 1994; Huxley *et al.*, 2021; Jaaskelainen *et al.*, 2014), who very often are prone to SocDis. Another interesting strong relationship observed in our network was the association between SocDis and Episod, which emphasizes the role of the social component as a risk factor for relapse; this relationship has been demonstrated for social withdrawal (Almuqrin *et al.*, 2023).

We found strong interconnections between DYAs and cognitive impairment. Previous studies have reported beneficial improvements in cognitive functioning in patients with schizophrenia treated with second-generation APs (Bilder *et al.*, 2002; Cuesta *et al.*, 2009; Harvey & Bowie, 2012; Woodward *et al.*, 2005). However, most of these improvements disappeared when the practice effect was controlled (Goldman *et al.*, 1992). Indeed, there is cumulative evidence that their antagonism of the dopamine D<sub>2</sub> receptor, which is essentially the main target in the acute phase and relapse prevention of schizophrenia, and the anticholinergic action of APs may induce cognitive impairment in the long-term (Ballesteros *et al.*, 2018; Feber *et al.*, 2023; Hulkko *et al.*, 2017; Husa *et al.*, 2017). Moreover, the higher affinity of APs for the  $\alpha_1$  adrenergic, muscarinic M<sub>1</sub>, and histamine H<sub>1</sub> receptors seems to be related to cognitive impairment (Baldez *et al.*, 2021). On the other hand, superior cognitive outcomes have been reported in studies focusing on medically guided dose reduction of APs both in the short-term (Singh *et al.*, 2022) and long-term (Harrow *et al.*, 2017; Wunderink *et al.*, 2009).

DYAs demonstrated strong connectedness with Episod within the network. This is likely because patients who experienced more episodes needed higher doses of APs, as non-adherence and resistance are frequently linked to the prescription of higher doses of antipsychotic medications, which in turn results in a high number of admissions (Rubio *et al.*, 2021).

A high number of episodes showed a high degree of strength in our network, and it was strongly connected with SocDis, DYAs, SuicAtt, and diagnosis. Episod, which usually reflects relapses, may lead to readmissions and is a proxy measure of course severity (Owusu *et al.*, 2022). Moreover, the degree of deterioration has been found to be significantly correlated with the number of relapses (Emsley *et al.*, 2013). However, the link between Episod and SocDis is clearly suggestive of bidirectionality since both factors are poor indicators of prognosis and both factors are correlated with illness severity. Another finding in the network was a robust link between Episod and suicide attempts, which is in accordance with studies reporting that suicidal ideation or risk is one of the major reasons for readmission in psychosis patients (Mellesdal *et al.*, 2010; Tedeschi *et al.*, 2020).

Studies on medical comorbidities have reported high rates of metabolic syndrome and cardiovascular and respiratory diseases during the course of psychosis, which can undermine mental health recovery (Morgan *et al.*, 2021; Suetani *et al.*, 2021). Jester *et al.* (Jeste, 2023, p. 202; Jester *et al.*, 2023) suggested that cognitive impairment and physical comorbidity may be neurobiological pathways expressing the consequences of major social determinants of health. This suggestion can be visualized in our network in the form of the high connectedness between the two domains. Moreover, compared to the general population, people with schizophrenia experience a faster rate of physical ageing and mild cognitive impairment (Jeste *et al.*, 2011).

There is consistent evidence that metabolic syndrome (MetS) is linked to cognitive impairments in the general population as well as

in patients with schizophrenia (Bora *et al.*, 2017). Indeed, it has been shown that MetS, diabetes and cardiovascular risk factors (hypertension) are significantly associated with global cognitive impairment in people with schizophrenia (Hagi *et al.*, 2021).

There was a strong interrelationship between SuicAtt and Episod in our network, as both outcomes are commonly observed found during acute episodes. However, few studies have examined the relationship between suicide attempts and PhyDis in the context of psychosis. However, the results from the Adult Psychiatric Morbidity Survey 2007, a cross-sectional study in England, reported that physical multimorbidity is associated with significantly greater odds of suicidal ideation and suicide attempts (Smith *et al.*, 2023).

The association between suicidality and cognitive performance was unclear in the literature because most of the relevant studies were cross-sectional. Some studies have shown an association between suicidality and preserved cognitive function in schizophrenia patients (De Hert *et al.*, 2001; Delaney *et al.*, 2012; Kim *et al.*, 2003) or FEP patients (Kim *et al.*, 2023), while others have not shown differences in neurocognitive performance between non-attempters and patients with multiple suicide attempts (Potkin *et al.*, 2003). The interconnectedness between suicide attempts and cognitive impairment in our network was consistent with the results of a study carried out in the Spanish general population, which reported that worse cognitive functioning was associated with more frequent suicidal ideation; however, the association notably was stronger among patients with depression (Lara *et al.*, 2015). In fact, for affective disorders, cognitive impairment was significantly associated with a higher lifetime rate of attempted suicide (Vocisano *et al.*, 1997).

Some unexpected findings were observed in our network. For example, symptom severity and functioning were not related to drug abuse. Moreover, drug abuse showed robust relationships with higher cumulative doses of antipsychotics (DYAs) and cognitive impairment but lower SocDis and number of episodes. These striking findings may be explained by the sociodemographic characteristics of our sample, since the prevalence of drug users in our sample progressively decreased over time, and only 16.5% reported active drug abuse at the long-term follow-up. The low prevalence of active drug abuse could be consistent with the tendency to reduce cannabis abuse over time in the general population and in patients (Choi *et al.*, 2016; Han & Palamar, 2020). In addition, the prevalence of drug abuse for the patients in the 45–54 years age group, which corresponds to the mean age of our sample ( $48.1 \pm 10.7$ ), was five times lower than that for the 15–24 years age group (Manthey *et al.*, 2021).

High levels of motor abnormalities were consistently associated with cognitive impairment and SocDis and moderately associated with symptom severity, functioning, and DYAs. Our motor node was composed predominantly of extrapyramidal signs (parkinsonism, akathisia, and dyskinesia) since ratings of catatonia were very low. The link between motor abnormalities and cognitive impairment has been largely reported by our group and others, who demonstrated a significant association between parkinsonian signs and cognitive impairment (Cuesta *et al.*, 2018, 2021; Fritze *et al.*, 2022, 2024). Moreover, a recent systematic review concluded that motor abnormalities were related to symptomatic and functional deterioration (Pieters *et al.*, 2022) and that motor abnormalities are highly correlated but also modulated with antipsychotic treatment from naïve status to clinical remission in FEP patients (Peralta & Cuesta, 2010). Finally, focusing on the association of motor abnormalities with SocDis, the latter may favour the emergence of negative symptoms (Zahid & Best, 2021) that are closely associated



with parkinsonism in patients with schizophrenia (Cuesta et al., 2018; Nadesalingam et al., 2022).

The last outcome we examined was diagnosis, which showed strong links with most of the other outcome measures. Implicitly, many of the outcomes, especially the severity of psychotic symptoms and poor psychosocial functioning (American Psychiatric Association, 2013), contribute to a final DSM-5 diagnosis. Therefore, these interconnections of diagnosis are not immune to circularity but instead provide additional evidence regarding the contribution of other outcomes to the final diagnosis.

## Conclusion

The main strengths of the current study include its broad scope of long-term outcomes among FEP patients. Twelve outcomes were assessed herein, and network analysis was used to gain an understanding of the rich and varied associations between these outcomes and to account for the clinical heterogeneity of FEP patients. This is the first study to emphasize and analyse 12 long-term outcome measures among FEP patients.

This study also has clinical implications since most of the outcomes are modifiable factors. Hypothetically, the high degree of interconnectedness between outcome measures may explain how targeting the prevention or treatment of one specific outcome measure might lead to generalized beneficial effects on the other connected outcomes.

## Limitations

A potential limitation of this study is the inclusion of all psychosis subtypes; therefore, no direct inferences can be made about specific diagnoses. However, we used the final DSM-5 diagnosis as the outcome, which allowed us to assess the three groups of psychosis disorders.

This follow-up study included FEP patients who were admitted to the hospital. This group had a high rate of attrition even though it was lower than in other long-term follow-up studies of FEP patients, such as OPU study (Hansen et al., 2023), RAISE-ETP trial (Robinson et al., 2022) and STRATA study (Homman et al., 2021). These two limitations limit the generalizability of the results to the entire population of patients with FEP. Moreover, as this was a long-term follow-up study over more than 20 years, it is likely that future outcomes of current FEP patients will be enhanced due to improvements in services.

The selection of outcome measures was focused on the most relevant measures identified from the literature and from clinical practice. However, there may be other relevant outcomes that were not included herein that will enrich future studies contributing to personalize the scope of outcomes in FEP patients.

**Supplementary material.** The supplementary material for this article can be found at <http://doi.org/10.1017/S0033291724003465>.

**Acknowledgement.** We sincerely thank each and every participant in this study.

**Funding statement.** This work was funded by the Carlos III Health Institute, the Spanish Ministry of Science, Innovation and Universities, the European Regional Development Fund (ERDF/FEDER) (PI 19/1698 and RD21/0009/0025) and the Government of Navarra's Health Department (20/21).

**Competing interest.** The authors declare they have no competing interests.

## References

- Ae, S., C., H., Hd, J., M., M., Jw, D., M., N., & N., A. (2023). Self-reported reasons for discontinuation or continuation of antipsychotic medication in individuals with first-episode schizophrenia. *Early Intervention in Psychiatry*, 17(10). <https://doi.org/10.1111/eip.13389>
- Ajnakina, O., Morgan, C., Gayer-Anderson, C., Oduola, S., Bourque, F., Bramley, S., Williamson, J., MacCabe, J. H., Dazzan, P., Murray, R. M., & David, A. S. (2017). Only a small proportion of patients with first episode psychosis come via prodromal services: A retrospective survey of a large UK mental health programme. *BMC Psychiatry*, 17(1), 308. <https://doi.org/10.1186/s12888-017-1468-y>
- Almuqrin, A., Georgiades, A., Mouhitzadeh, K., Rubinic, P., Mechelli, A., & Tognin, S. (2023). The association between psychosocial stress, interpersonal sensitivity, social withdrawal and psychosis relapse: A systematic review. *Schizophrenia (Heidelberg, Germany)*, 9(1), 22. <https://doi.org/10.1038/s41537-023-00349-w>
- American Psychiatric Association. (2013). *Diagnostic and statistical manual of mental disorders* (5th ed.). American Psychiatric Association. <https://doi.org/10.1176/appi.books.9780890425596>
- Andreasen, N. C., Flaum, M., & Arndt, S. (1992). The comprehensive assessment of symptoms and history (CASH). An instrument for assessing diagnosis and psychopathology. *Archives of General Psychiatry*, 49(8), 615–623. <https://doi.org/10.1001/archpsyc.1992.01820080023004>
- Andreasen, N. C., Pressler, M., Nopoulos, P., Miller, D., & Ho, B. C. (2010). Antipsychotic dose equivalents and dose-years: A standardized method for comparing exposure to different drugs. *Biological Psychiatry*, 67(3), 255–262. <https://doi.org/10.1016/j.biopsych.2009.08.040>
- Anthony, W. A. (1993). Recovery from mental illness: The guiding vision of the mental health service system in the 1990s. *Psychosocial Rehabilitation Journal*, 16, 11–23.
- Baldez, D. P., Biazus, T. B., Rabelo-da-Ponte, F. D., Nogaro, G. P., Martins, D. S., Kunz, M., & Czepielewski, L. S. (2021). The effect of antipsychotics on the cognitive performance of individuals with psychotic disorders: Network meta-analyses of randomized controlled trials. *Neuroscience and Biobehavioral Reviews*, 126, 265–275. <https://doi.org/10.1016/j.neubiorev.2021.03.028>
- Ballesteros, A., Sánchez-Torres, A. M., López-Ilundain, J. M., Cabrera, B., Lobo, A., González-Pinto, A. M., Díaz-Caneja, C., Corripio, I., Vieta, E., de la Serna, E., Bobes, J., Usall, J., Contreras, F., Lorente-Omeñaca, R., Mezquida, G., Bernardo, M., Cuesta, M. J., & PEPs Group. (2018). Is cognitive impairment associated with antipsychotic dose and anticholinergic equivalent loads in first-episode psychosis? *Psychological Medicine*, 48(13), Article 13. <https://doi.org/10.1017/S0033291717003774>
- Barnes, T. R. (1989). A rating scale for drug-induced akathisia. *The British Journal of Psychiatry: The Journal of Mental Science*, 154, 672–676. <https://doi.org/10.1192/bjp.154.5.672>
- Béchar, L., Desmeules, C., Bachand, L., Huot-Lavoie, M., Corbeil, O., Anderson, E., Brodeur, S., LeBlanc, A., Demers, M.-F., Lauzier, S., & Roy, M.-A. (2024). The effects of antipsychotic discontinuation or maintenance on the process of recovery in remitted first-episode psychosis patients—A systematic review and meta-analysis of randomized controlled trials. *European Psychiatry: The Journal of the Association of European Psychiatrists*, 67(1), e13. <https://doi.org/10.1192/j.eurpsy.2024.5>
- Benrimoh, D., Dlugunovych, V., Wright, A. C., Phalen, P., Funaro, M. C., Ferrara, M., Powers, A. R., Woods, S. W., Guloksuz, S., Yung, A. R., Srihari, V., & Shah, J. (2024). On the proportion of patients who experience a prodrome prior to psychosis onset: A systematic review and meta-analysis. *Molecular Psychiatry*. <https://doi.org/10.1038/s41380-024-02415-w>
- Bilder, R. M., Goldman, R. S., Volavka, J., Czobor, P., Hoptman, M., Sheitman, B., Lindenmayer, J.-P., Citrome, L., McEvoy, J., Kunz, M., Chakos, M., Cooper, T. B., Horowitz, T. L., & Lieberman, J. A. (2002). Neurocognitive effects of clozapine, olanzapine, risperidone, and haloperidol in patients with chronic schizophrenia or schizoaffective disorder. *The American Journal of Psychiatry*, 159(6), 1018–1028. <https://doi.org/10.1176/appi.ajp.159.6.1018>
- Bora, E., Akdede, B. B., & Alptekin, K. (2017). The relationship between cognitive impairment in schizophrenia and metabolic syndrome: A systematic review and meta-analysis. *Psychological Medicine*, 47(6), 1030–1040. <https://doi.org/10.1017/S0033291716003366>

- Borsboom, D. (2017). A network theory of mental disorders. *World Psychiatry: Official Journal of the World Psychiatric Association (WPA)*, **16**(1), 5–13. <https://doi.org/10.1002/wps.20375>
- Borsboom, D., Deserno, M. K., Rhemtulla, M., Epskamp, S., Fried, E. I., McNally, R. J., Robinaugh, D. J., Perugini, M., Dalege, J., Costantini, G., Isvoranu, A.-M., Wysocki, A. C., Van Borkulo, C. D., Van Bork, R., & Waldorp, L. J. (2021). Network analysis of multivariate data in psychological science. *Nature Reviews Methods Primers*, **1**(1), 58. <https://doi.org/10.1038/s43586-021-00055-w>
- Choi, N. G., DiNitto, D. M., & Marti, C. N. (2016). Older-adult marijuana users and ex-users: Comparisons of sociodemographic characteristics and mental and substance use disorders. *Drug and Alcohol Dependence*, **165**, 94–102. <https://doi.org/10.1016/j.drugalcdep.2016.05.023>
- Christensen, A. P., & Golino, H. (2021). On the equivalency of factor and network loadings. *Behavior Research Methods*, **53**(4), 1563–1580. <https://doi.org/10.3758/s13428-020-01500-6>
- Correll, C. U., Solmi, M., Croatto, G., Schneider, L. K., Rohani-Montez, S. C., Fairley, L., Smith, N., Bitter, I., Gorwood, P., Taipale, H., & Tiihonen, J. (2022). Mortality in people with schizophrenia: A systematic review and meta-analysis of relative risk and aggravating or attenuating factors. *World Psychiatry: Official Journal of the World Psychiatric Association (WPA)*, **21**(2), 248–271. <https://doi.org/10.1002/wps.20994>
- Cuesta, M. J. (2023). First-episode psychosis: Current research and future developments. *Spanish Journal of Psychiatry and Mental Health*, **16**(3), 133–134. <https://doi.org/10.1016/j.sjpmh.2023.11.002>
- Cuesta, M. J., Jalón, E. G., Campos, M. S., & Peralta, V. (2009). Cognitive effectiveness of olanzapine and risperidone in first-episode psychosis. *The British Journal of Psychiatry: The Journal of Mental Science*, **194**(5), 439–445. <https://doi.org/10.1192/bjp.bp.108.055137>
- Cuesta, M. J., García de Jalón, E., Campos, M. S., Moreno-Izco, L., Lorente-Omeñaca, R., Sánchez-Torres, A. M., & Peralta, V. (2018). Motor abnormalities in first-episode psychosis patients and long-term psychosocial functioning. *Schizophrenia Research*, **200**, 97–103. <https://doi.org/10.1016/j.schres.2017.08.050>
- Cuesta, M. J., Lecumberri, P., Moreno-Izco, L., Lopez-Ilundain, J. M., Ribeiro, M., Cabada, T., Lorente-Omeñaca, R., de Erausquin, G., García-Martí, G., Sanjuan, J., Sanchez-Torres, A. M., Gomez, M., & Peralta, V. (2021). Motor abnormalities and basal ganglia in first-episode psychosis (FEP). *Psychological Medicine*, **51**(10), 1625–1636. <https://doi.org/10.1017/S0033291720000343>
- Cuesta, M. J., Sánchez-Torres, A. M., Moreno-Izco, L., García de Jalón, E., Gil-Berrozpe, G. J., Zarzuela, A., Peralta, V., Ballesteros, A., Fañanás, L., Hernández, R., Janda, L., Lorente, R., Papiol, S., Peralta, D., Ribeiro, M., Rosero, A., & Zandio, M. (2022). Neurocognitive correlates of the varied domains of outcomes at 20 year follow-up of first-episode psychosis. *Psychiatry Research*, **318**, 114933. <https://doi.org/10.1016/j.psychres.2022.114933>
- Dang, J., King, K. M., & Inzlicht, M. (2020). Why are self-report and behavioral measures weakly correlated? *Trends in Cognitive Sciences*, **24**(4), 267–269. <https://doi.org/10.1016/j.tics.2020.01.007>
- De Hert, M., McKenzie, K., & Peuskens, J. (2001). Risk factors for suicide in young people suffering from schizophrenia: A long-term follow-up study. *Schizophrenia Research*, **47**(2–3), 127–134. [https://doi.org/10.1016/s0920-9964\(00\)00003-7](https://doi.org/10.1016/s0920-9964(00)00003-7)
- Delaney, C., McGrane, J., Cummings, E., Morris, D. W., Tropea, D., Gill, M., Corvin, A., & Donohoe, G. (2012). Preserved cognitive function is associated with suicidal ideation and single suicide attempts in schizophrenia. *Schizophrenia Research*, **140**(1–3), 232–236. <https://doi.org/10.1016/j.schres.2012.06.017>
- Dominguez, M. de G., Viechtbauer, W., Simons, C. J. P., van Os, J., & Krabbedam, L. (2009). Are psychotic psychopathology and neurocognition orthogonal? A systematic review of their associations. *Psychological Bulletin*, **135**(1), 157–171. <https://doi.org/10.1037/a0014415>
- Emsley, R., Chiliza, B., Asmal, L., & Harvey, B. H. (2013). The nature of relapse in schizophrenia. *BMC Psychiatry*, **13**, 50. <https://doi.org/10.1186/1471-244X-13-50>
- Epskamp, S., Rhemtulla, M., & Borsboom, D. (2017). Generalized network psychometrics: Combining network and latent variable models. *Psychometrika*, **82**(4), 904–927. <https://doi.org/10.1007/s11336-017-9557-x>
- Epskamp, S., Borsboom, D., & Fried, E. I. (2018). Estimating psychological networks and their accuracy: A tutorial paper. *Behavior Research Methods*, **50**(1), 195–212. <https://doi.org/10.3758/s13428-017-0862-1>
- Feber, L., Peter, N., Schneider-Thoma, J., Sifias, S., Bighelli, I., Hansen, W.-P., Prates Baldez, D., Salanti, G., Keefe, R. S. E., Engel, R. R., & Leucht, S. (2023). Antipsychotic drugs and their effects on cognitive function: Protocol for a systematic review, pairwise, and network meta-analysis. *Systematic Reviews*, **12**(1), 54. <https://doi.org/10.1186/s13643-023-02213-5>
- Felix, S., Valery, K.-M., Caiada, M., Guionnet, S., Bonilla-Guerrero, J., Destailats, J.-M., & Prouteau, A. (2024). Personal recovery self-report outcome measures in serious mental illness: A systematic review of measurement properties. *Clinical Psychology Review*, **112**, 102459. <https://doi.org/10.1016/j.cpr.2024.102459>
- Ferruccio, N. P., Tosato, S., Lappin, J. M., Heslin, M., Donoghue, K., Giordano, A., Lomas, B., Reininghaus, U., Onyejiaka, A., Chan, R. C. K., Croudace, T., Jones, P. B., Murray, R. M., Fearon, P., Doody, G. A., Morgan, C., & Dazzan, P. (2021). Neurological signs at the first psychotic episode as correlates of long-term outcome: Results from the AESOP-10 study. *Schizophrenia Bulletin*, **47**(1), 118–127. <https://doi.org/10.1093/schbul/sbaa089>
- Fritze, S., Sambataro, F., Kubera, K. M., Brandt, G. A., Meyer-Lindenberg, A., Wolf, R. C., & Hirjak, D. (2022). Characterizing the sensorimotor domain in schizophrenia spectrum disorders. *European Archives of Psychiatry and Clinical Neuroscience*, **272**(6), 1097–1108. <https://doi.org/10.1007/s00406-021-01354-9>
- Fritze, S., Brandt, G. A., Volkmer, S., Daub, J., Krayem, M., Kukovic, J., Schwarz, E., Braun, U., Northoff, G., Wolf, R. C., Kubera, K. M., Meyer-Lindenberg, A., & Hirjak, D. (2024). Deciphering the interplay between psychopathological symptoms, sensorimotor, cognitive and global functioning: A transdiagnostic network analysis. *European Archives of Psychiatry and Clinical Neuroscience*. <https://doi.org/10.1007/s00406-024-01782-3>
- Fusar-Poli, P., Smieskova, R., Kempton, M. J., Ho, B. C., Andreasen, N. C., & Borgwardt, S. (2013). Progressive brain changes in schizophrenia related to antipsychotic treatment? A meta-analysis of longitudinal MRI studies. *Neuroscience and Biobehavioral Reviews*, **37**(8), 1680–1691. <https://doi.org/10.1016/j.neubiorev.2013.06.001>
- Fusar-Poli, P., Salazar de Pablo, G., Rajkumar, R. P., López-Díaz, Á., Malhotra, S., Heckers, S., Lawrie, S. M., & Pillmann, F. (2022). Diagnosis, prognosis, and treatment of brief psychotic episodes: A review and research agenda. *The Lancet Psychiatry*, **9**(1), 72–83. [https://doi.org/10.1016/S2215-0366\(21\)00121-8](https://doi.org/10.1016/S2215-0366(21)00121-8)
- Galderisi, S., Davidson, M., Kahn, R. S., Mucci, A., Boter, H., Gheorghe, M. D., Rybakowski, J. K., Libiger, J., Dollfus, S., López-Ibor, J. J., Peuskens, J., Hranov, L. G., Fleischacker, W. W., & EUFEST group. (2009). Correlates of cognitive impairment in first episode schizophrenia: The EUFEST study. *Schizophrenia Research*, **115**(2–3), 104–114. <https://doi.org/10.1016/j.schres.2009.09.022>
- Galderisi, S., Mucci, A., Buchanan, R. W., & Arango, C. (2018). Negative symptoms of schizophrenia: New developments and unanswered research questions. *The Lancet Psychiatry*, **5**(8), 664–677. [https://doi.org/10.1016/S2215-0366\(18\)30050-6](https://doi.org/10.1016/S2215-0366(18)30050-6)
- Galderisi, S., Rucci, P., Mucci, A., Rossi, A., Rocca, P., Bertolino, A., Aguglia, E., Amore, M., Bellomo, A., Bozzatello, P., Bucci, P., Carpiello, B., Collantoni, E., Cuomo, A., Dell'Osso, L., Di Fabio, F., di Giannantonio, M., Gibertoni, D., Giordano, G. M., ... Italian Network for Research on Psychoses. (2020). The interplay among psychopathology, personal resources, context-related factors and real-life functioning in schizophrenia: Stability in relationships after 4 years and differences in network structure between recovered and non-recovered patients. *World Psychiatry: Official Journal of the World Psychiatric Association (WPA)*, **19**(1), 81–91. <https://doi.org/10.1002/wps.20700>
- Gil-Berrozpe, G. J., Peralta, V., Sánchez-Torres, A. M., Moreno-Izco, L., García de Jalón, E., Peralta, D., Janda, L., Cuesta, M. J., & SEGPEPs group. (2023). Psychopathological networks in psychosis: Changes over time and clinical relevance. A long-term cohort study of first-episode psychosis. *Schizophrenia Research*, **252**, 23–32. <https://doi.org/10.1016/j.schres.2022.12.046>
- Giordano, G. M., Caporusso, E., Pezzella, P., & Galderisi, S. (2022). Updated perspectives on the clinical significance of negative symptoms in patients with schizophrenia. *Expert Review of Neurotherapeutics*, **22**(7), 541–555. <https://doi.org/10.1080/14737175.2022.2092402>

- Gohar, S. M., Hegelstad, W. T. V., Auestad, B., Haahr, U. H., Joa, I., Johannessen, J. O., Larsen, T. K., Opjordsmoen, S., Rund, B. R., Røssberg, J. I., Simonsen, E., Friis, S., & Melle, I. (2023). Association between early suicidal trajectories in first-episode psychosis and 10-year follow-up: TIPS registry-linked study. *The Lancet Psychiatry*, **10**(7), 528–536. [https://doi.org/10.1016/S2215-0366\(23\)00156-6](https://doi.org/10.1016/S2215-0366(23)00156-6)
- Goldman, H. H., Skodol, A. E., & Lave, T. R. (1992). Revising axis V for DSM-IV: A review of measures of social functioning. *American Journal of Psychiatry*, **149**(9), Article 9. <https://doi.org/10.1176/ajp.149.9.1148>
- Green, M. F., Horan, W. P., Lee, J., McCleery, A., Reddy, L. F., & Wynn, J. K. (2018). Social Disconnection in schizophrenia and the general community. *Schizophrenia Bulletin*, **44**(2), 242–249. <https://doi.org/10.1093/schbul/sbx082>
- Green, M. F., Horan, W. P., & Lee, J. (2019). Nonsocial and social cognition in schizophrenia: Current evidence and future directions. *World Psychiatry*, **18**(2), 146–161. <https://doi.org/10.1002/wps.20624>
- Griffiths, S. L., Lalouis, P. A., Wood, S. J., & Upthegrove, R. (2022). Heterogeneity in treatment outcomes and incomplete recovery in first episode psychosis: Does one size fit all? *Translational Psychiatry*, **12**(1), 485. <https://doi.org/10.1038/s41398-022-02256-7>
- Guy, W., Ban, T. A., & Wilson, W. H. (1986). The prevalence of abnormal involuntary movements among chronic schizophrenics. *International Clinical Psychopharmacology*, **1**(2), 134–144. <https://doi.org/10.1097/00004850-198604000-00005>
- Hagi, K., Nosaka, T., Dickinson, D., Lindenmayer, J. P., Lee, J., Friedman, J., Boyer, L., Han, M., Abdul-Rashid, N. A., & Correll, C. U. (2021). Association between cardiovascular risk factors and cognitive impairment in people with schizophrenia: A systematic review and meta-analysis. *JAMA Psychiatry*, **78**(5), 510–518. <https://doi.org/10.1001/jamapsychiatry.2021.0015>
- Hajima, S. V., Van Haren, N., Cahn, W., Koolschijn, P. C., Hulshoff Pol, H. E., & Kahn, R. S. (2013). Brain volumes in schizophrenia: A meta-analysis in over 18 000 subjects. *Schizophrenia Bulletin*, **39**(5), 1129–1138. <https://doi.org/10.1093/schbul/sbs118>
- Han, B. H., & Palamar, J. J. (2020). Trends in Cannabis use among older adults in the United States, 2015–2018. *JAMA Internal Medicine*, **180**(4), 609–611. <https://doi.org/10.1001/jamainternmed.2019.7517>
- Hansen, H. G., Starzer, M., Nilsson, S. F., Hjorthøj, C., Albert, N., & Nordentoft, M. (2023). Clinical recovery and long-term association of specialized early intervention services vs treatment as usual among individuals with first-episode schizophrenia spectrum disorder: 20-year follow-up of the OPUS trial. *JAMA Psychiatry*, **80**(4), 371–379. <https://doi.org/10.1001/jamapsychiatry.2022.5164>
- Harrow, M., Jobe, T. H., Faull, R. N., & Yang, J. (2017). A 20-year multi-followup longitudinal study assessing whether antipsychotic medications contribute to work functioning in schizophrenia. *Psychiatry Research*, **256**, 267–274. <https://doi.org/10.1016/j.psychres.2017.06.069>
- Harvey, P. D., & Bowie, C. R. (2012). Cognitive enhancement in schizophrenia: Pharmacological and cognitive remediation approaches. *The Psychiatric Clinics of North America*, **35**(3), 683–698. <https://doi.org/10.1016/j.psc.2012.06.008>
- Hegarty, J. D., Baldessarini, R. J., Tohen, M., Waterman, C., & Oepen, G. (1994). One hundred years of schizophrenia: A meta-analysis of the outcome literature. *The American Journal of Psychiatry*, **151**(10), 1409–1416. <https://doi.org/10.1176/ajp.151.10.1409>
- Herdman, M., Gudex, C., Lloyd, A., Janssen, M., Kind, P., Parkin, D., Bonsel, G., & Badia, X. (2011). Development and preliminary testing of the new five-level version of EQ-5D (EQ-5D-5L). *Quality Life Research*, **20**(10), 1727–1736. <https://doi.org/10.1007/s11136-011-9903-x>
- Homman, L. E., Smart, S. E., O'Neill, F., & MacCabe, J. H. (2021). Attrition in longitudinal studies among patients with schizophrenia and other psychoses: findings from the STRATA collaboration. *Psychiatry Research*, **305**, 114211. <https://doi.org/10.1016/j.psychres.2021.114211>
- Howes, O. D., Whitehurst, T., Shatalina, E., Townsend, L., Onwordi, E. C., Mak, T. L. A., Arumham, A., O'Brien, O., Lobo, M., Vano, L., Zahid, U., Butler, E., & Osugo, M. (2021). The clinical significance of duration of untreated psychosis: An umbrella review and random-effects meta-analysis. *World Psychiatry: Official Journal of the World Psychiatric Association (WPA)*, **20**(1), 75–95. <https://doi.org/10.1002/wps.20822>
- Hulkko, A. P., Murray, G. K., Moilanen, J., Haapea, M., Rannikko, I., Jones, P. B., Barnett, J. H., Huhtaniska, S., Isohanni, M. K., Koponen, H., Jääskeläinen, E., & Miettinen, J. (2017). Lifetime use of psychiatric medications and cognition at 43 years of age in schizophrenia in the Northern Finland Birth Cohort 1966. *European Psychiatry: The Journal of the Association of European Psychiatrists*, **45**, 50–58. <https://doi.org/10.1016/j.eurpsy.2017.06.004>
- Husa, A. P., Moilanen, J., Murray, G. K., Marttila, R., Haapea, M., Rannikko, I., Barnett, J. H., Jones, P. B., Isohanni, M., Remes, A. M., Koponen, H., Miettinen, J., & Jääskeläinen, E. (2017). Lifetime antipsychotic medication and cognitive performance in schizophrenia at age 43 years in a general population birth cohort. *Psychiatry Research*, **247**, 130–138. <https://doi.org/10.1016/j.psychres.2016.10.085>
- Huxley, P., Krayner, A., Poole, R., Prendergast, L., Aryal, S., & Warner, R. (2021). Schizophrenia outcomes in the 21st century: A systematic review. *Brain and Behavior*, **11**(6), e02172. <https://doi.org/10.1002/brb3.2172>
- Jaaskelainen, E., Juola, P., Kurtti, J., Haapea, M., Kyllönen, M., Miettinen, J., Tanskanen, P., Murray, G. K., Huhtaniska, S., Barnes, A., Veijola, J., & Isohanni, M. (2014). Associations between brain morphology and outcome in schizophrenia in a general population sample. *European Psychiatry*, **29**(7), 456–462. <https://doi.org/10.1016/j.eurpsy.2013.10.006>
- Jeste, D. V. (2023). Introduction to the section on major social determinants of health in schizophrenia-spectrum psychotic disorders. *Schizophrenia Bulletin*, **49**(4), 836. <https://doi.org/10.1093/schbul/sbad035>
- Jeste, D. V., Wolkowitz, O. M., & Palmer, B. W. (2011). Divergent trajectories of physical, cognitive, and psychosocial aging in schizophrenia. *Schizophrenia Bulletin*, **37**(3), 451–455. <https://doi.org/10.1093/schbul/sbr026>
- Jester, D. J., Thomas, M. L., Sturm, E. T., Harvey, P. D., Keshavan, M., Davis, B. J., Saxena, S., Tampi, R., Leutwyler, H., Compton, M. T., Palmer, B. W., & Jeste, D. V. (2023). Review of major social determinants of health in schizophrenia-spectrum psychotic disorders: I clinical outcomes. *Schizophrenia Bulletin*, **49**(4), 837–850. <https://doi.org/10.1093/schbul/sbad023>
- Kim, C. H., Jayatilake, K., & Meltzer, H. Y. (2003). Hopelessness, neurocognitive function, and insight in schizophrenia: Relationship to suicidal behavior. *Schizophrenia Research*, **60**(1), 71–80. [https://doi.org/10.1016/s0920-9964\(02\)00310-9](https://doi.org/10.1016/s0920-9964(02)00310-9)
- Kim, J.-S., Baek, S.-H., Kim, H., Kim, J.-W., Kang, H.-J., Ryu, S., Lee, J.-Y., Kim, J.-M., & Kim, S.-W. (2023). Association between suicidal ideation and cognitive function in young patients with schizophrenia spectrum disorder. *Frontiers in Psychiatry*, **14**, 1276511. <https://doi.org/10.3389/fpsy.2023.1276511>
- Lara, E., Olaya, B., Garin, N., Ayuso-Mateos, J. L., Miret, M., Moneta, V., & Haro, J. M. (2015). Is cognitive impairment associated with suicidality? A population-based study. *European Neuropsychopharmacology: The Journal of the European College of Neuropsychopharmacology*, **25**(2), 203–213. <https://doi.org/10.1016/j.euroneuro.2014.08.010>
- Law, H., Neil, S. T., Dunn, G., & Morrison, A. P. (2014). Psychometric properties of the questionnaire about the process of recovery (QPR). *Schizophrenia Research*, **156**(2–3), Article 2–3. <https://doi.org/10.1016/j.schres.2014.04.011>
- Leamy, M., Bird, V., Le Boutillier, C., Williams, J., & Slade, M. (2011). Conceptual framework for personal recovery in mental health: Systematic review and narrative synthesis. *British Journal of Psychiatry*, **199**(6), Article 6. <https://doi.org/10.1192/bjp.bp.110.083733>
- Leendertse, P., Myin-Germeys, I., Lataster, T., Simons, C. J. P., Oorschot, M., Lardinois, M., Schneider, M., van Os, J., Reininghaus, U., & For Genetic R & Outcome of Psychosis, investigators. (2018). Subjective quality of life in psychosis: Evidence for an association with real world functioning? *Psychiatry Research*, **261**, 116–123. <https://doi.org/10.1016/j.psychres.2017.11.074>
- Manthey, J., Freeman, T. P., Kilian, C., López-Pelayo, H., & Rehm, J. (2021). Public health monitoring of cannabis use in Europe: Prevalence of use, cannabis potency, and treatment rates. *The Lancet Regional Health Europe*, **10**, 100227. <https://doi.org/10.1016/j.lanepe.2021.100227>
- McLellan, A. T., Kushner, H., Metzger, D., Peters, R., Smith, I., Grissom, G., Pettinati, H., & Argeriou, M. (1992). The fifth edition of the addiction severity index. *Journal of Substance Abuse Treatment*, **9**(3), 199–213. [https://doi.org/10.1016/0740-5472\(92\)90062-s](https://doi.org/10.1016/0740-5472(92)90062-s)
- Mellesdal, L., Mehlum, L., Wentzel-Larsen, T., Kroken, R., & Jørgensen, H. A. (2010). Suicide risk and acute psychiatric readmissions: A prospective cohort



- study. *Psychiatric Services* (Washington, D.C.), **61**(1), 25–31. <https://doi.org/10.1176/ps.2010.61.1.25>
- Morgan, V. A., Waterreus, A., Ambrosi, T., Badcock, J. C., Cox, K., Watts, G. F., Shymko, G., Velayudhan, A., Dragovic, M., & Jablensky, A. (2021). Mental health recovery and physical health outcomes in psychotic illness: Longitudinal data from the Western Australian survey of high impact psychosis catchments. *The Australian and New Zealand Journal of Psychiatry*, **55**(7), 711–728. <https://doi.org/10.1177/0004867420954268>
- Nadesalingam, N., Chapellier, V., Lefebvre, S., Pavlidou, A., Stegmayer, K., Alexaki, D., Gama, D. B., Maderthaner, L., von Känel, S., Wüthrich, F., & Walther, S. (2022). Motor abnormalities are associated with poor social and functional outcomes in schizophrenia. *Comprehensive Psychiatry*, **115**, 152307. <https://doi.org/10.1016/j.comppsy.2022.152307>
- O'Keeffe, D., Hannigan, A., Doyle, R., Kinsella, A., Sheridan, A., Kelly, A., Madigan, K., Lawlor, E., & Clarke, M. (2019). The iHOPE-20 study: Relationships between and prospective predictors of remission, clinical recovery, personal recovery and resilience 20 years on from a first episode psychosis. *Australian and New Zealand Journal of Psychiatry*, **53**(11), 1080–1092. <https://doi.org/10.1177/0004867419827648>
- Owusu, E., Oluwasina, F., Nkire, N., Lawal, M. A., & Agyapong, V. I. O. (2022). Readmission of patients to acute psychiatric hospitals: Influential factors and interventions to reduce psychiatric readmission rates. *Healthcare (Basel, Switzerland)*, **10**(9), 1808. <https://doi.org/10.3390/healthcare10091808>
- Peralta, V., & Cuesta, M. J. (2010). The effect of antipsychotic medication on neuromotor abnormalities in neuroleptic-naïve nonaffective psychotic patients: A naturalistic study with haloperidol, risperidone, or olanzapine. *Primary Care Companion to the Journal of Clinical Psychiatry*, **12**(2), PCC.09m00799. <https://doi.org/10.4088/PCC.09m00799gr>
- Peralta, V., & Cuesta, M. J. (2017a). Motor abnormalities: From neurodevelopmental to neurodegenerative through «functional» (neuro)psychiatric disorders. *Schizophrenia Bulletin*, **43**(5), Article 5. <https://doi.org/10.1093/schbul/sbx089>
- Peralta, V., & Cuesta, M. J. (2017b). Motor abnormalities: From neurodevelopmental to neurodegenerative through «functional» (neuro)psychiatric disorders. *Schizophrenia Bulletin*, **43**(5), 956–971. <https://doi.org/10.1093/schbul/sbx089>
- Peralta, V., Gil-Berrozpe, G. J., Sánchez-Torres, A., & Cuesta, M. J. (2020). The network and dimensionality structure of affective psychoses: An exploratory graph analysis approach. *Journal of Affective Disorders*, **277**, 182–191. <https://doi.org/10.1016/j.jad.2020.08.008>
- Peralta, V., Moreno-Izco, L., García de Jalón, E., Sánchez-Torres, A. M., Janda, L., Peralta, D., Fañanás, L., Cuesta, M. J., & SEGPEPs Group. (2021). Prospective long-term cohort study of subjects with first-episode psychosis examining eight major outcome domains and their predictors: Study protocol. *Frontiers in Psychiatry*, **12**(313). <https://doi.org/10.3389/fpsy.2021.643112>
- Peralta, V., García de Jalón, E., Moreno-Izco, L., Peralta, D., Janda, L., Sánchez-Torres, A. M., Cuesta, M. J., & SEGPEPs Group. (2022). Long-term outcomes of first-admission psychosis: A naturalistic 21-year follow-up study of symptomatic, functional and personal recovery and their baseline predictors. *Schizophrenia Bulletin*. <https://doi.org/10.1093/schbul/sbab145>
- Peralta, V., de Jalón, E. G., Moreno-Izco, L., Peralta, D., Janda, L., Sánchez-Torres, A. M., Cuesta, M. J., & SEGPEPs Group. (2024). Social exclusion as a major outcome domain of psychotic disorders: Early predictors, and associations with non-recovery and clinical staging 21 years after a first episode of psychosis. *Social Psychiatry and Psychiatric Epidemiology*. <https://doi.org/10.1007/s00127-024-02650-0>
- Pieters, L. E., Nadesalingam, N., Walther, S., & van Harten, P. N. (2022). A systematic review of the prognostic value of motor abnormalities on clinical outcome in psychosis. *Neuroscience and Biobehavioral Reviews*, **132**, 691–705. <https://doi.org/10.1016/j.neubiorev.2021.11.027>
- Pino, O., Guilera, G., Rojo, J. E., Gómez-Benito, J., Bernardo, M., Crespo-Facorro, B., Cuesta, M. J., Franco, M., Martínez-Aran, A., Segarra, N., Tabarés-Seisdedos, R., Vieta, E., Purdon, S. E., Díez, T., Rejas, J., & Spanish Working Group in Cognitive Function. (2008). Spanish version of the screen for cognitive impairment in psychiatry (SCIP-S): Psychometric properties of a brief scale for cognitive evaluation in schizophrenia. *Schizophrenia Research*, **99**(1–3), Article 1–3. <https://doi.org/10.1016/j.schres.2007.09.012>
- Potkin, S. G., Anand, R., Alphs, L., & Fleming, K. (2003). Neurocognitive performance does not correlate with suicidality in schizophrenic and schizoaffective patients at risk for suicide. *Schizophrenia Research*, **59**(1), 59–66. [https://doi.org/10.1016/s0920-9964\(02\)00159-7](https://doi.org/10.1016/s0920-9964(02)00159-7)
- Power, P. (2017). Outcome and recovery in first-episode psychosis. *The British Journal of Psychiatry: The Journal of Mental Science*, **211**(6), 331–333. <https://doi.org/10.1192/bjp.bp.117.205492>
- Robinson, D. G., Schooler, N. R., Marcy, P., Gibbons, R. D., Hendricks Brown, C., John, M., Mueser, K. T., Penn, D. L., Rosenheck, R. A., Addington, J., Brunette, M. F., Correll, C. U., Estroff, S. E., Mayer-Kalos, P. S., Gottlieb, J. D., Glynn, S. M., Lynde, D. W., Gingerich, S., Pipes, R., ... Kane, J. M. (2022). Outcomes during and after early intervention services for first-episode psychosis: Results over 5 years from the RAISE-ETP site-randomized trial. *Schizophrenia Bulletin*, **48**(5), 1021–1031. <https://doi.org/10.1093/schbul/sbac053>
- Rubio, J. M., Taipale, H., Tanskanen, A., Correll, C. U., Kane, J. M., & Tiihonen, J. (2021). Long-term continuity of antipsychotic treatment for schizophrenia: A nationwide study. *Schizophrenia Bulletin*, **47**(6), 1611–1620. <https://doi.org/10.1093/schbul/sbab063>
- Schoeler, T., Monk, A., Sami, M. B., Klammer, E., Foglia, E., Brown, R., Camuri, G., Altamura, A. C., Murray, R., & Bhattacharyya, S. (2016). Continued versus discontinued cannabis use in patients with psychosis: A systematic review and meta-analysis. *The Lancet Psychiatry*, **3**(3), 215–225. [https://doi.org/10.1016/S2215-0366\(15\)00363-6](https://doi.org/10.1016/S2215-0366(15)00363-6)
- Shanks, V., Williams, J., Leamy, M., Bird, V. J., Le Boutillier, C., & Slade, M. (2013). Measures of personal recovery: A systematic review. *Psychiatric Services*, **64**(10), Article 10. <https://doi.org/10.1176/appi.ps.005012012>
- Simpson, G. M., & Angus, J. W. (1970). A rating scale for extrapyramidal side effects. *Acta Psychiatrica Scandinavica. Supplementum*, **212**, 11–19. <https://doi.org/10.1111/j.1600-0447.1970.tb02066.x>
- Singh, A., Kumar, V., Pathak, H., Jacob, A. A., Venkatasubramanian, G., Varambally, S., & Rao, N. P. (2022). Effect of antipsychotic dose reduction on cognitive function in schizophrenia. *Psychiatry Research*, **308**, 114383. <https://doi.org/10.1016/j.psychres.2021.114383>
- Sm, G., Ji, C., Sr, D., Ka, D., Rh, E., Ba, F., Dj, G., Rm, K., Pj, S., Sc, S., Ja, S., & F, C. (2005). Diagnosis and management of the metabolic syndrome: An American Heart Association/National Heart, Lung, and Blood Institute Scientific Statement. *Circulation*, **112**(17). <https://doi.org/10.1161/CIRCULATIONAHA.105.169404>
- Smith, L., Shin, J. I., Lee, S., Oh, J. W., López Sánchez, G. F., Kostev, K., Jacob, L., Tully, M. A., Schuch, F., McDermott, D. T., Pizzol, D., Veronese, N., Song, J., Soysal, P., & Koyanagi, A. (2023). The association of physical multimorbidity with suicidal ideation and suicide attempts in England: A mediation analysis of influential factors. *The International Journal of Social Psychiatry*, **69**(3), 523–531. <https://doi.org/10.1177/00207640221137993>
- Solmi, M., Cortese, S., Vita, G., De Prisco, M., Radua, J., Dragioti, E., Köhler-Forsberg, O., Madsen, N. M., Rohde, C., Eudave, L., Aymerich, C., Pedruzo, B., Rodriguez, V., Rosson, S., Sabé, M., Hojlund, M., Catalan, A., de Luca, B., Fornaro, M., et al. (2023). An umbrella review of candidate predictors of response, remission, recovery, and relapse across mental disorders. *Molecular Psychiatry*, **28**(9), 3671–3687. <https://doi.org/10.1038/s41380-023-02298-3>
- Starzer, M., Hansen, H. G., Hjorthøj, C., Albert, N., Nordentoft, M., & Madsen, T. (2023). 20-year trajectories of positive and negative symptoms after the first psychotic episode in patients with schizophrenia spectrum disorder: Results from the OPUS study. *World Psychiatry: Official Journal of the World Psychiatric Association (WPA)*, **22**(3), 424–432. <https://doi.org/10.1002/wps.21121>
- Suetani, S., Honarpour, F., Siskind, D., Hindley, G., Veronese, N., Vancampfort, D., Allen, L., Solmi, M., Lally, J., Gaughan, F., Stubbs, B., & Pillinger, T. (2021). Increased rates of respiratory disease in schizophrenia: A systematic review and meta-analysis including 619,214 individuals with schizophrenia and 52,159,551 controls. *Schizophrenia Research*, **237**, 131–140. <https://doi.org/10.1016/j.schres.2021.08.022>
- Tedeschi, F., Donisi, V., Salazzari, D., Cresswell-Smith, J., Wahlbeck, K., & Amadeo, F. (2020). Clinical and organizational factors predicting readmission for mental health patients across Italy. *Social Psychiatry and Psychiatric Epidemiology*, **55**(2), 187–196. <https://doi.org/10.1007/s00127-019-01766-y>
- Tramazzo, S., Lian, W., Ajnakina, O., Carlson, G., Bromet, E., Kotov, R., & Jonas, K. (2024). Long-Term Course of Remission and Recovery in Psychotic



- Disorders. *The American Journal of Psychiatry*, **181**(6), 532–540. <https://doi.org/10.1176/appi.ajp.20230189>
- Van Eck, R. M., Burger, T. J., Vellinga, A., Schirmbeck, F., & de Haan, L. (2018a). The relationship between clinical and personal recovery in patients with schizophrenia spectrum disorders: A systematic review and meta-analysis. *Schizophrenia Bulletin*, **44**(3), 631–642. <https://doi.org/10.1093/schbul/sbx088>
- Van Eck, R. M., Burger, T. J., Vellinga, A., Schirmbeck, F., & de Haan, L. (2018b). The relationship between clinical and personal recovery in patients with schizophrenia spectrum disorders: A systematic review and meta-analysis. *Schizophrenia Bulletin*, **44**(3), Article 3. <https://doi.org/10.1093/schbul/sbx088>
- Velthorst, E., Fett, A. J., Reichenberg, A., Perlman, G., van Os, J., Bromet, E. J., & Kotov, R. (2017). The 20-year longitudinal trajectories of social functioning in individuals with psychotic disorders. *The American Journal of Psychiatry*, **174**(11), 1075–1085. <https://doi.org/10.1176/appi.ajp.2016.15111419>
- Vocisano, C., Klein, D. N., & Keefe, R. S. (1997). Lifetime comorbidity, lifetime history of psychosis and suicide attempts, and current symptoms of patients with deteriorated affective disorder. *Psychiatry Research*, **73**(1–2), 33–45. [https://doi.org/10.1016/s0165-1781\(97\)00114-5](https://doi.org/10.1016/s0165-1781(97)00114-5)
- Warner, R. (1994). *Recovery from schizophrenia: Psychiatry and political economy*. Routledge.
- Warner, R. (2009). Recovery from schizophrenia and the recovery model. *Current Opinion in Psychiatry*, **22**(4), 374–380. <https://doi.org/10.1097/YCO.0b013e32832c920b>
- Woodward, N. D., Purdon, S. E., Meltzer, H. Y., & Zald, D. H. (2005). A meta-analysis of neuropsychological change to clozapine, olanzapine, quetiapine, and risperidone in schizophrenia. *The International Journal of Neuropsychopharmacology*, **8**(3), 457–472. <https://doi.org/10.1017/S146114570500516X>
- Wunderink, L., Sytema, S., Nienhuis, F. J., & Wiersma, D. (2009). Clinical recovery in first-episode psychosis. *Schizophrenia Bulletin*, **35**(2), 362–369. <https://doi.org/10.1093/schbul/sbn143>
- Zahid, A., & Best, M. W. (2021). Stigma towards individuals with schizophrenia: Examining the effects of negative symptoms and diagnosis awareness on preference for social distance. *Psychiatry Research*, **297**, 113724. <https://doi.org/10.1016/j.psychres.2021.113724>
- Zhang, T., Wei, Y., Tang, X., Cui, H., Hu, Y., Xu, L., Liu, H., Wang, Z., Chen, T., Hu, Q., Li, C., & Wang, J. (2024). Cognitive impairments in drug-naïve patients with first-episode negative symptom-dominant psychosis. *JAMA Network Open*, **7**(6), e2415110. <https://doi.org/10.1001/jamanetworkopen.2024.15110>